



No. 441 DECEMBER 2018



Diana Francis - Honorary Life Time President

Contents

Events.....	2
Diary Dates.....	5
Messages From Margate.....	7
Carrera Corner.....	12
Forza Slot.it.....	14
Fly On The Wall.....	17
Chairman's Chat.....	19
SRC News.....	23
Taking It Sideways.....	25
Collector's Corner.....	26
Festive Slot Festival.....	30
Bits & Pieces.....	33
Ebay Watch.....	42

Merry Christmas And Another Competition!

The end of another year is here, so firstly I would wish all you NSCC members a merry Christmas and of course a happy and prosperous New Year to come.

So after the recent flurry of events including the Leeds swapmeet, the Orpington swapmeet, the NSCC/ Hornby weekend and the Festive Slotcar Market, we have a bit of a lull to enjoy Christmas and, in my case have a good rest before the excellent Swindon swapmeet in January.

So in case you get bored over the Christmas period or perhaps have had enough of the kids, wife or in-laws, this month I have again done a simple Christmas competition, with a spot the Santa (s) within the Journal to provide a bit of a distraction from the above.

Very simple again, all you have to do is find the Santas hidden throughout the Journal, make a note of the page number, where on the page they are and the total number of Santas found and email me or post your answers along with your name and membership number of course and then wait and see if you win! How simple can I make it for you?

We have a number of prizes, including a copy of Adrian Norman's book, "The Ultimate Guide" (which I would rather have collected at a swapmeet or in person to be honest due to the size and weight of it!), a couple of cars and anything else I may find knocking around, slotcar related of course, between now and the close of the competition on the 15th January 2019, so get your entries in.

In the event of a tie all correct entries will be put in to a hat and drawn out at random by Ciaran in all likelihood, assuming I can get him off the Ipad or Playstation for long enough to do the job requested!

So again, I wish you all the best over the holidays and for the New Year and of course thank each and everyone of you for being a member of the NSCC and giving your support to the Club over the last 12 months, long may it continue.

Until next month.

Jeremy



MESSAGES FROM MARGATE

email: factory@nsccl.co.uk

By Pete Simpson

I mentioned in the last edition that there was little to report on the 2018 range as I believed, with a few deliberate omissions, that all had now been illustrated. It does not necessarily follow that every model has arrived in the UK, although by the time this is being read I suspect the end of year rush will have ensured that there are only a few exceptions. I know that at least one trader returned home after a relaxing NSCC/ Hornby weekend to face what was approaching his own container load of models. All of these needed to be posted out to loyal Scalextric collectors, racers and those who can't quite determine, or admit, where on the scale they should be placed. One or two even came my way, delivered very discretely by our wonderful postie on a day that Karen was out, it's getting obvious that I only seem to receive toy cars when Karen's real car is absent.

Although there's not much to report this month, the arrival of a new Australian Supercar is worthy of note.

NSCC/ Hornby Weekend

I'll not pretend to provide a report of this year's excellent event for one very simple reason: both Karen and I enjoyed it so much that we forgot to take any photographs! Hard to believe from someone that comes home from Sandwich with in excess of four hundred images but we were in holiday, rather than reporting mode. I'd very much appreciate photos from those who did attend even if my request could result in a very full inbox: bring it on!

There were many pleasant aspects of the



annual slot extravaganza but one of which I'm personally pleased is the continuing survival of the Scalextric Audis that I painted for use at the 2014 weekend. After five years of "enjoyment" =>



they were mostly intact although they could justifiably be referred to as Jeremy's Brooms: he's replaced one or two items over the intervening years but has still been able to provide enough reliable cars to ensure that four were always in serviceable condition. Thankfully none of my paintwork has suffered so congratulations to Hornby on two scores: their Humbrol paint stays firmly attached regardless of abuse and their Scalextric cars are so well-designed as to be almost indestructible. Eventually these will have to be retired, a suitable exit plan would be for them to be auctioned at a future weekend. If they are, it would be a great opportunity to own a little slice of NSCC heritage, but don't expect them to be cheap, such items, with undisputed provenance, tend to retain their values very well. Hopefully I'll get a bit more notice to paint their replacements as these photos from 2014 are dated just one week before their inaugural appearance. In case anyone is wondering, yes, Karen was away during the painting exercise.

AGM

The day before we set off for Australia, Hornby held their Annual General Meeting. Although I hold shares, they do not entitle me to vote so our reliable representative attended and relayed the outcome of the day. "Unimpressed" was last year's comment: this year saw a vast improvement with "mostly unimpressed!" Attendance was low at an estimated 20 (I rounded that up to ensure it wasn't understated) but the mood was buoyant. The managerial team are better qualified to understand the market, the deal with Warner

Brothers can only be a benefit and it appears that the USA market is now squarely in their sights for expansion.

Although the next year is anticipated to continue to be a struggle, 2020 should witness a significant improvement in the business.

Share price vagaries over the last couple of months can be discounted as the whole market has taken a few knocks but, despite this, Hornby shares have continued to hold on around the 32p mark which has been encouraging.

Australian Supercars

I can now reveal the photos I took in August of this year's latest Australian Supercars. These are included in the Supercar Challenge set, C1400, that I announced in May of this year. At the time of my visit these had not been made public, although the set was listed on a few websites, there was no mention that the cars would be new mouldings. Hence, I was asked not to reveal any details until Scalextric had made it public. Now the set is available, still at a bargain A\$199 (about £110), I have Hornby's permission to include images in my report. The two cars are the same mouldings but it is new, yes a brand new Holden V8 car, the ZB Commodore. To be honest, I was a bit underwhelmed: not by the advent of a new car or by the quality of the Scalextric rendition but by the shape. It's nowhere near as impressive as the previous V8 as it's now based on the Vauxhall Insignia, not a car that invokes images of passionate racing. At least the new model looks nicely poised and, if a 5.0 litre V8 can be imagined as being under





the bonnet, it's definitely an improvement on the UK version.

The supercar series cars are based on a common chassis so the choice of body shape is more dependent on which model the marketing department prefer to promote and aerodynamics. From the little I read whilst in Aus, this has become slightly controversial as Ford will be covering their chassis in 2019 with a Mustang shaped body whereas the Camaro shape cannot be used as it simply won't fit the Supercars chromoly chassis. The Camaro wasn't due to be employed until 2020 but this is looking unlikely to be permitted as a rule change will be required if they are to be modified. An additional complication is that it is TWR Andretti United that wish to pursue the Camaro route whereas Holden are committed to the Commodore ZB.

The Scalextric models capture these big cars superbly: they sit purposely on wide tyres, the colour schemes look correct and the two drivers selected are good choices. With the obvious lack of a second driver and a few minor sponsor logos, the Craig Lowndes AutObahn car is as

near as dammit the car that won this year's Bathurst and the Shane van Gisbergen Red Bull version is very close to the car that finished in 5th place. Of course, both are correct for other races where they were the sole drivers. This year's championship went down to the wire with the Ford Falcon of Scott McLaughlin beating van Gisbergen by a mere 71 points: close as either 100, 150 or 300 points are awarded for a win, depending on which of the 31 races is being contested.

The Scalextric model differs from the current trend as it is still a sidewinder configuration and it even has the white end-bell motor whereas current UK models have the black end-bell version. Tyre sizes are reasonably generous and certainly seemed to be of the softest compound witnessed of late. As can be seen from the image, there are three options for magnet positioning: moving it to one of the more forward position would certainly provide more predictable handling on a home circuit, as in its out of the box position, the back end will let go suddenly as soon as the back swings around: the other positions should provide more





gentle sliding. The floorpan is marked “V8” rather than with the model designation: “ZB”. It is rather fortunate that Holden decided to run the cars with the Chevrolet V8 rather than the twin turbo V6 with which the car is supplied in Australia.

At least one new opportunity for another model obviously exists, the Vauxhall Insignia, that most distinguished of family saloons. There were a few that raced from 2012 to 2014 but these are slightly different from the current, second generation, models. As yet I’ve not found any evidence that it will return in the new guise for 2019 so we’ll probably not see any BTCC variants.

However, if Scalextric really do target the USA market, maybe we’ll get the same model badged as a Buick Regal and a new mould for the latest Mustang as a competitor for next year: I’ve not seen any of the 2019 announcements yet so this is pure speculation.



Autograph Models



The final car in this year’s series is the MG6 of Josh Cook. Again, this is a repackaged version of the original release, issued as C3863AE. Regardless of any cynical views regarding this range, and the inflated price of £45.99, they all sell very well, if you don’t believe me, take a look on eBay for the models that have sold out from conventional sources. Regardless of whether you agree with Scalextric’s approach, there’s still a chance for a possible investment as twenty five models are currently listed on their site.





Other Hornby News



Airfix have already announced, at Telford's Scale Modelworld, show a newly tooled model as part of the 2019 range: a 1/24th scale Grumman F6F-5 Hellcat. With a wingspan of over half a metre finding a home for it once completed should be a prime consideration, second to the price tag of £119. Hopefully the photos show just how impressive this model is once all 572 pieces have been carefully assembled.



As with the other large scale models in the Airfix range this is a real stunner.

Maybe of more interest is this Ford Capri Marks 3, 3.0 S, issued under the Vanguards banner, in glorious Tibetan Gold. If this exists in electronic form within the vaults at Hornby, then maybe the files could be read across to our scale and brand. Who knows what the future could bring?

2019 Range

No, this isn't going to be a spoiler for what we can expect next year, I simply wish to let everyone know that the presentation will be held at Hornby's facilities in Westwood early in January. As I will be attending, the February Messages should be packed with news. January's article, composed in the middle of December, could be a flight of fantasy as a third month struggling to report on releases and events at Hornby could become a challenge. Doubtless, something will happen to justify a few pages even if only to deny Graham the opportunity for total Journal domination!

As ever, many thanks to Sarah and Simon for providing key information. ■



This month we look at a couple of sets produced by Carrera in time for Christmas.

They are the “Lap Contest” set containing two of the F1 cars that we mentioned in September: CA27562 Red Bull Racing Tag Heuer RB13 as driven by the Belgian-Dutch driver Max Verstappen. The matt coloured bodywork gives the Red Bull RB 13 a chilly and aggressive look. The set also contains CA27575 Ferrari SF70H as driven by Sebastian Vettel. The red Ferrari has race number 5. Vettel is a four-time F1 World Champion, having won



in 2010, 2011, 2012 and 2013 with Red Bull Racing, unfortunately, he has not enjoyed the same success with Ferrari. The models are very detailed with full helmet livery.





The "Ferrari Trophy" set contains a Ferrari 488 GT3 Scuderia Corsa number 68 and a Ferrari 488 GT3 "Black Bull Racing," number 46.

Each set contains two speed controllers, straights, curves, guardrails and supports. The track is extra wide in scale 1:24 and extension up to eight lanes is possible, if you have the space!

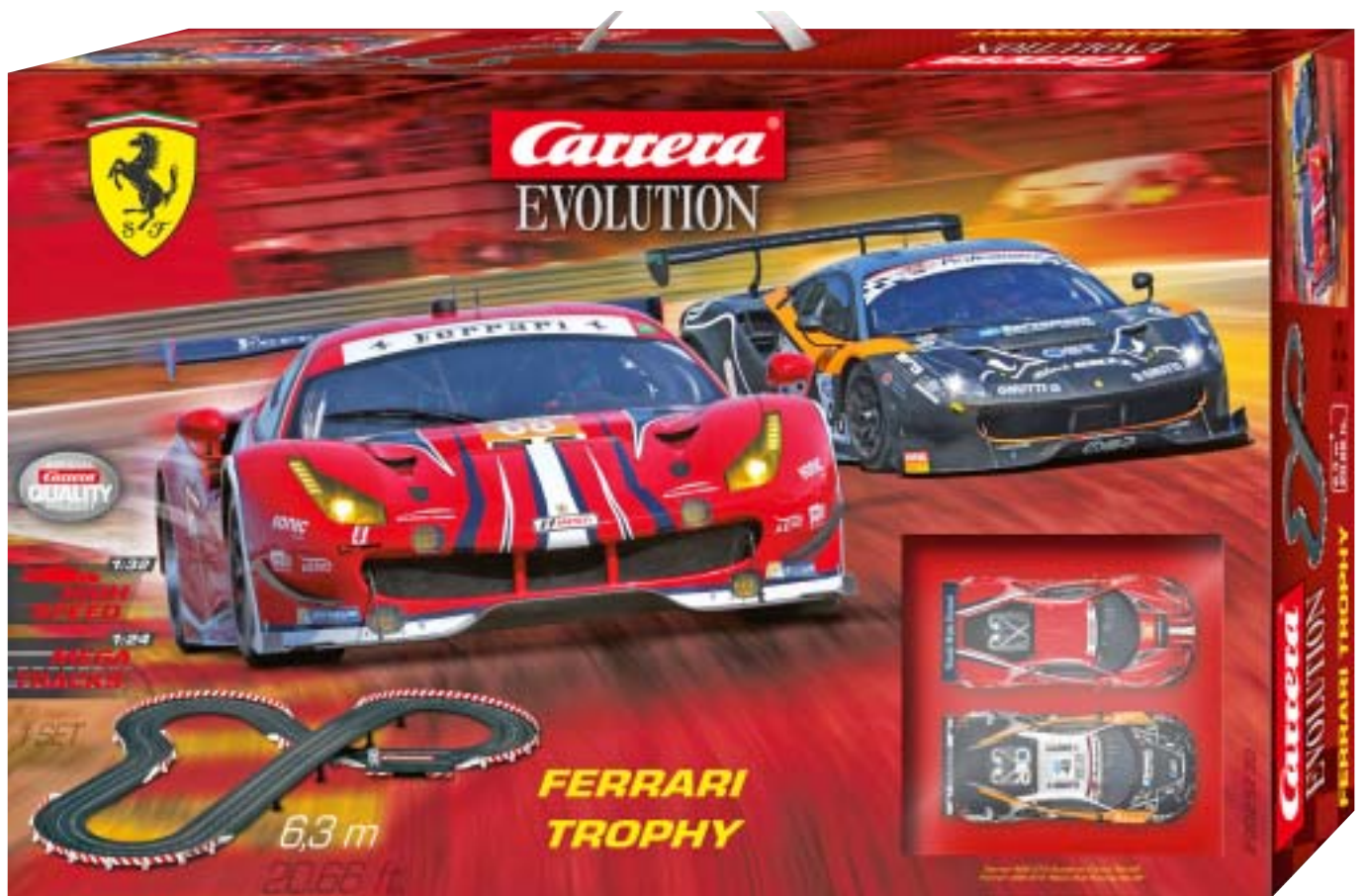
The sets are available now for around £120 each from your favourite supplier.

The Hobby Company are the official UK distributors for Carrera slot racing sets, cars and accessories. "Carrera UK Slot Racing" Facebook pages provides information on all UK releases including Go!!! Evolution, and Digital 143, 132 and 124 as well as news concerning Carrera. For



further information, or to find your nearest retailer, go to www.hobbyco.net or go to www.carrera-toys.com.

I hope to have more news from Carrera next year but in the meantime Merry Christmas to all enthusiasts, collectors and racers. ■



Ciao everyone and welcome to this month's edition of Forza Slot.it. As I type, the NSCC/ Hornby Weekend should be well under way but work commitments have kept me from attending again this year. I really must make a better effort/planning next year and if you have never been then maybe I would suggest that you try next year as it is quite a fun weekend with like minded enthusiasts and the possibility to bag yourself the odd bargain and perhaps a unique car or two. Hmm I wonder if Jeremy has "fixed it" so that his race team wins again, no doubt I will find out in next month's Journal along with a few disclaimers from our esteemed Ed! It is also Black Friday weekend so maybe a few of you have been on the www looking for bargains? Something I will do once I have written this as it should not take too long as very little seems to be afoot for me

to report! Then I can settle down and watch the rugby Autumn internationals before getting ready to travel on business again.

As it happens, still no sign of the elusive Policar GT86 and no further slot related news from Terry as there appears to be very little happening since my last report and certainly no new cars that I have seen appear on any dealers sites that I frequent. However, I did get a direct email from Slot.it in the last couple of days so I'm afraid that is all I have, short and sweet this month!

I believe my "enthusiasm" for Audi Le Mans cars is well documented but even I would have to admit that the next release of the Audi R18 e-tron Quattro in the Slot.it Le Mans Winners series actually looks quite good. I mean I know the real car is a winner, Le Mans 2012 being as you might have been thinking when, and Slot.it

Audi R18 e-tron quattro



Audi R18 e-tron quattro

#1 - 1st 24h Le Mans 2012

A. Lotterer, M. Fässler, B. Tréluyer



produce excellent models but it is just the general look of the cars that leaves me underwhelmed! Especially when you have the likes of the Porsche 917/956/962, McLaren F1, Mazda 787b et al which just seem to have more character about them. Obviously, my opinion and you are welcome to yours which does not have to agree with mine! But, as I was about to say, in this particular livery then I would have to admit I think it does look much more, how can I put this? Let's just settle for, a more inviting purchase!

As you can see from the pictures that I grabbed from the email, this will be a full Monty Slot.it 4WD beast as the Slot.it 4WD system has been around for a couple of years now and really does bring an extra level of bite and grip for any cars that have been fitted with this system. Yes, I still haven't got round to kitting out one of the Slot.it DTM cars yet but I will do one day, perhaps! The Winners Series packaging I find very good for stacking (dull fact but true!) in a cupboard as well and, as you can see from one

of the snaps, Slot.it have tied it in nicely with the Audi livery of the real car. The drivers in that race for this Audi Sport Team Joest #1 car were Marcel Fassler (Swiss), Andre Lotterer (German and featured driver) and Benoit Treluyer (French) who made up a very talented team especially when you consider that the sister team cars were driven by #2 McNish/Capello/Kristensen (probably the team pre-race favourites and one of the best Le Mans driver line ups ever) who finished second and the 3# car driven by Gene/ Dumas/ Duval (another very formidable Le Mans driver line up) who finished in fifth that day in history.

The Livery does make this car, as well as the Slot.it running gear, and I will certainly be putting my hand in my pocket to buy one as I actually do like the look of the car and it is part of the Winners Series that I have been collecting since they started. The Ref. No. is SICW14 and I believe it will be in the dealers soon, early December, and so will be on my Christmas list! Another car that should be with us soon (again early December) is SICA33c which is the next in ➡➡





the series of Audi R8 LMP cars that were circulating the Le Mans 24 hours track circa 2000 and 2001.

The first car of this series of cars was the stunning SICA33a 'Race of a Thousand Years' model decorated by Audi with a special 'crocodile' livery as a homage to Australia. Why, I have no particular idea but, as I recall when I reviewed this car many moons ago, it was an absolutely stunning and extremely tricky livery for any slot manufacturer to produce. For me Slot.it had it nailed and so an easy addition to my collection. The next up was, surprisingly! SICA33b in Gulf colours as raced at Le Mans in 2001.

Gulf colours are always a winner but sadly this real car only managed 35 laps and was a DNF. Still, even though an Audi I slipped this one into my collection as well because of the Gulf livery!

OK, so what of the third car in this series then? Well this car is race #7 from Le Mans 2001 and finished third behind the other Audi Sport Team Joest cars that completed a 1/ 2/ 3 finish for Audi that year. Slot.it have already produced the Winners car from that year in the form of SICW19 Audi R8 LMP No. 8, first place at the 24hr Le Mans 2000 piloted by one Frank Biela, Tom Kristensen and Emanuele Pirro who are all Le Mans legends and multiple winners (5/9/5) in their own right! So with the

release of this car then all Slot.it have to do is to churn out the second place car race #9 as driven by Laurent Aiello, Allan McNish and Stephane Ortelli (Le Mans wins being 1/ 3/ 1) and you or I will have the set/ full team from that year! Personally I think Slot.it have missed a trick here and should probably have released a three car presentation box set as there have not been that many 1-2-3 finishes at Le Mans in history. The ones I can remember off the top of my head would be the Ford GT40 in 1966, Porsche 956 from 1982 (SICW01b or SICW02 set) and obviously Audi in 2000 as above, but there may be more? Either way I expect I will purchase SICA33c and just have to hope that the #9 car will appear at some point to make up the set, even though this is definitely a dull looking Audi Le Mans car, in my eyes anyway!

That's all for now this year and so all that leaves me to do is to wish everyone a Happy Christmas and see you all in the New Year! I do hope that Santa brings you a few slotcar related items at Christmas as long as you have all been good of course! Me, I think I will now see about any Black Friday slot related deals and work on my Christmas wish list.

Continued thanks to Terry at Gaugemaster for his support of the NSCC this year and to Slot.it/Policar for any additional news. Ciao and arrivederci till next year then! ■



Welcome to Fly on the Wall for December. I am sorry that news has been so sparse from Madrid. Nothing as yet seems to be labelled as *Fly Car Model* with all projected releases still marketed as *Slotwings*. These two Lolas will be with us soon along with the resin Rothmans 911SC twin pack and possibly the Surtees T19 F1 mentioned previously.



First is SLW00403 Lola T70 24 hour Le Mans 1970 Ormes/Prophet. This model replicates the exotic Grand Bahama Racing Team Lola that entered the 1970 24 Hours of Le Mans qualifying sessions with Robin

Ormes and David Prophet at the wheel. The white car carries number 17. They did not qualify to enter the race, even with the 5-litre Chevrolet developing almost 500 bhp, they were no longer any match for the Porsches and Ferraris.

1970 was the year that Hollywood came to Le Mans. The race provided the background for the Steve McQueen movie *Le Mans*. Much of the racing footage of the motion picture was taken from on board a competing car, as the number 29 Porsche 908/02 had been fitted with movie cameras. This car has previously been replicated by Fly.

SLW00404 Lola T70 Zeltweg 1969 Piper/Quester. The David Piper Racing Team Lola T70 Mk3 B, in its characteristic green livery, is the car, number 32, which entered the Zeltweg 1,000 km with Dieter Quester and David Piper at the wheel. Unfortunately, they retired with engine problems. The 1,000 km Zeltweg (originally known as the 500 km Zeltweg) which was an endurance sports car event that was held⇒





near Zeltweg, Austria. Originally based at the Zeltweg Airfield, the race moved to the Österreichring and was lengthened to a 1,000 km distance and there it continued to be a regular event in the World Sportscar Championship until 1976. These two Lola models should be on sale by the time you read this.



Other models expected by the year end are: SLW03601 Porsche 911 ONS-Rennstrecken-Sicherung German GP 1976, SLW03602 Porsche 911 Sebring 1972 number 59 and SLW03703 Renault R5 Turbo Rallye de Llanes 1983 number 1.



We also have images of the two red Porsche 917s. SLW00507 is the Porsche 917K Weissach-Taxi Stuttgart Test Track Car 1977. SLW00508 is the Porsche 917K Targa Florio 1970 Test Car as driven by Hans Herrmann and Quick Vic Elford. Herrmann scored the first overall win at the 24 Hours of Le Mans for Porsche in 1970, in a Porsche 917. These two Porsche models can be ordered now from your favourite supplier.



Thanks to Terry Smith, Brand Manager, Gaugemaster Controls Ltd. (www.gaugemaster.com) for his help in compiling this column. Hopefully more news for January, and then it's the Nuremberg Toy fair in time for the February issue. Merry Christmas to all you collectors and Racers. ■





As you all know sometimes there are those rare moments in life when you come across something that might easily pass you by and if you don't seize the moment there and then to take the opportunity you are always going to regret it. I have no doubt that you will all have found yourself in this position on numerous occasions particularly at Swapmeets.

Well a couple of weeks ago I found myself exactly in this position. As I do every year in November, I attended the annual Classic Car Show at the NEC in Birmingham. Just before lunch I found myself in the same hall as Mark and Julie Scale's Scalextric stand which is always very busy being popular with people attending the show. I decide to head over to see them when I came across one of the regular second-hand book sellers at the event near to their stand. Amongst all the second-hand motor sport books and car manuals was a selection of autographed pictures, racing programmes and other such ephemera mainly from the 1960's. Amongst them was a 1965 Scalextric catalogue. Nothing special you might say except that this one was signed by Jim Clark and Graham Hill. Other signed items by racing drivers including Jim Clark were also on sale.

An amazing find. As a big Jim Clark fan and a collector of Scalextric it was one not to be missed. You can imagine the dilemma and let's be honest we have all been there. After making



a reasonable offer which was politely declined, I walked away. I went around the corner to Mark and Julie Scale's stand and speaking with them it turned out that they knew the vendor and had already posted images of the catalogue on line. Once satisfied that it was genuine with their help a deal was struck at less than my original offer price. So, thank you to Mark for helping with the purchase for which I am extremely grateful. Needless to say, the catalogue which is a wonderful piece of history now has pride of place on my wall.

NSCC/Hornby Weekend

This year's NSCC/Hornby weekend in Ramsgate took place last weekend. Barbara and I once more survived the six-hour drive (both ways) and experienced a wonderful weekend spent in good company in a great hotel with beer and great food. Not forgetting two days of ➡➡

racing and a visit to the Hornby Visit Centre which once again included a toy fair. It seems that Hornby are now moving back into the factory and returning to their ancestral home as they put it which makes you wonder why they ever left it in the first place. Once more they supplied some great items for the auction so thank you to Hornby.



This year as in previous years Barbara (Mrs. Chair) and I have been in different teams. Thanks to my fellow team members we came a commendable joint second this year during the



racing whilst the team Barbara was in won the competition. Well done Barbara who now has her own car as a prize in which to start her collection.

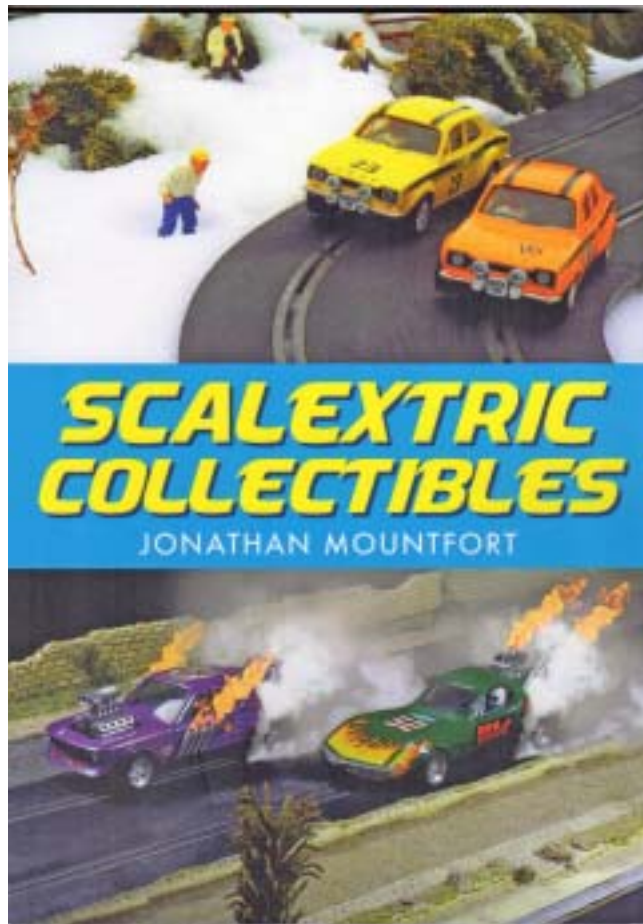


The ladies race this year was won once again by Helena Torres with runners up being Donna Axford and Emma Humpage.

This year's event car a Mercedes AMG GT3 was absolutely stunning and is sure to be a classic. Thank you to all who attended and made the whole weekend a great experience for everyone. Thank you also to Jeremy and my fellow Committee members who worked extremely hard over the weekend and all those other unsung heroes who helped during the weekend.


Finally, I managed to pick up the other day a copy of 'Scalextric Collectibles' the new Scalextric book written by Johnathan Mountfort. The book is a really nice read and a refreshingly different take on the subject which focusses on collecting. The book has some great images and I really enjoyed reading it. Do try and pick up a copy.

Just before I go can I remind you all that it is coming up to membership renewal time. I would encourage all of you to "Go Cardless" which means that your membership is renewed automatically. Let's be honest it's the best thirty-five pounds that we will spend this year with all



the benefits of membership and a full colour Journal dropping through your letter box every month.

Can I also take this opportunity to wish you and your families a very happy Christmas and a happy New Year. I hope that Santa remembers you slotcar needs this year. That's all for now until next time. ■





SRC is expanding its range of items for competition with the name **CHRONO**. One of our objectives is the research and development of parts and tools of a professional, high quality standard.

Magnetic measurement of motors for 1:32 slot cars Model MMM - ARK 1

Key Features:

The included meter shows the amount of magnetic attraction of the motors to the metal track rails as a value in grams.

We have preferred to keep this unit completely hand-made and based on the well known UMS, for years the best known standard among the fans of 1:32 slot racing. The aluminium housing has been carefully designed so that accurate measurements of the 'downforce' of the motor's magnets can be taken as they act upon the steel plate built in to the electronic scale.

The present model MMM-ARK 1 SRC consists of three parts:

a) Aluminium housing:

The material and dimensions are designed to be able to either support the whole car with the motor running, or just the individual motor.

Extension (MMM/ARK1 only): rigidly attached, this is the support for the copper plates that carry the power to allow measurement with the motor running. The slot is designed to take the guide, so that measurements can be taken with the motor running in the chassis.

b) Electrical:

This consists of a power base/power supply for the two copper plates. The connections will give the correct direction of travel for a normal pinion/crown gear set-up.

c) Scales

High precision, with an accuracy of 0.01 grams and small size (at the moment, the smallest that can be used for the size of the motors cars of this scale). The battery is type 1xCR2032 and is built-in. These products will be on sale at the end of January for 2019. ➡➡






The MMM/ ARK1 has the extension and power supply for measuring motors when installed in a car and is suitable for club or scrutineering use. It is expected to retail at around about 80 euros (Picture - MOD1).

The MMM/ ARK2 is the pocket-sized version without the extension and power supply,



suitable for measuring motors on their own. This is expected to retail at around 40 euros (Picture - MOD2). The SRC team is dedicated to progress with the clubs that organize the competitions to promote this hobby. ■





Hello and welcome back to Sideways. There is news of reliveries this month but no news regarding new models. Another photo of the prototype Schnitzer Toyota Celica LB Turbo has been released and clearly this will not now be available until 2019. There is no news regarding the Nissan Skyline, Ford GT or BMW M6.



A third racing Lamborghini Huracan LP620-2 will be released soon, SWCAR01F. This is the Pro-am Blancpain Raton Racing entry from 2017. The livery is as striking as the other two cars released so far; the Team Barwell Motorsports Huracan (01E) and the Orange Team 1 Lazarus entry (01D). In addition we have the three specials; the presentation green



car (which has more than a passing resemblance to the GRT Grasser Racing Team Blancpain car), the Gulf car and the Carbon car. There is also a rubber rear wing now available for racing use.

The Raton Racing car was driven by Andrea Amici, Dennis Lind and Stefano Costantini to 13th place overall in 2017. The Team Barwell Motorsports car was also in the 2017 Pro-am category and the model is, I believe, the one driven at Spa by Leo Matchitski, Miguel Ramos, Richard Arba and Phil Keen, where they were not classified. The number 27 Orange Team 1 Lazarus car is, I think, from a sprint race entered in the Pro class with the drivers Fabrizio Crestani and Gustavo Yacamán. None of these drivers, I think it fair to say, can be considered household names.

The Jurgen Hamelmann Team DRM Ford Capri III Turbo is now available, Ref : SW60. The car was driven at Zolder in 1981 to a very decent third place by the eponymous Jurgen Hamelmann. The car was the second Zakspeed Capri chassis Zak G5C 002/79. So, by the time Jurgen got his hands on the wheel it was starting its third season. He finished the year in 6th place ahead of such notables as Jochen Mass and Hans Joachim Stuck. So, a good year for him and now a nice attractive model for us to share in his success. That's all for now. Happy holidays! ■



COLLECTOR'S CORNER

BY MARTIN HEAPS



This month I thought we'd look at some preproduction Fords.

First up is this very interesting RS 1600 C052, this was the original car used for the catalogue when the car first showed up for that year.



It's interesting as it is completely hand painted and done so well, it must have taken some time to complete

Next is another C052 and again hand decorated, not as complex as the first one but still again superbly done.



Going on to a much more recent period are these paint samples, just great to see what's involved with the process.





The early part of pre-production often has this very translucent type plastic and inside the preproduction figures look ace! Also a very interesting smooth base.

An interesting car with a smooth base and what appears to be a painted body. The most

interesting part of it really is the glass, very yellow in colour and looks quite odd, but I have seen this once before.

A lot of work tends to go into deciding on colours and many preproduction colour samples are sent from the factory. ➡



One tip for provenance is to see if the car has bubble wrap marks as this product leaves behind marks on the car when the paint isn't fully dry.



If you look carefully you can see the bubble wrap marks on the bonnet as an example of this.

A few interesting colours to look at are here in the pictures.



Hope you've enjoyed looking at some of the different colours and stages of these preproduction Fords.

This is just a small aspect of collecting preproduction models and it can be very rewarding finding small differences between



standard production cars and these preproduction models. Until next month I wish you all a merry Christmas. ■

2018 UK FESTIVE SLOT CAR MARKET




By **Graham Pritchard**

This year marked the 4th time that this event has been held at the excellent venue of the Coventry Transport Museum and overall I think it is safe to say that this year's event was also a success, but the really outstanding achievements for this year's event included the launch of a brand new book by the well known and very respected author "Jonathan Mountfort", whom I have never heard of personally to be honest (sorry), but then again, I don't read books, but from what I saw on the www then it seems that he is the perfect man for the job, and given that he lives close to Steve Langford, then he also appeared in person at the event and was more than happy to sign loads of copies of the book and that was just for the members of the Bearwood Club, let alone anybody else!



The other "exclusive" for this year's event was the personal appearance of Jesus Cobo of SRC who had brought along the newly revised prototype of the Porsche 914 amongst other things.

So, all in all, this was a great way to boost the appeal of the event to the "punters", as I'm sure that it did, as several of my friends came up to our table to show me what they had been



buying and some of them made me (almost) extremely envious as I wished that I had spotted some of them first!



I was sharing a table with Angelo Amato of "Amato Chassis Design" and he was doing a roaring trade as these items seem to be finding their place in slot racing clubs more and more as time passes by, and they are so simple to use given that you merely just add the relevant Slot.It "pod" for the motor that you want to use together with the rear axle and gears etc. and then you have a very fast and reliable slotcar indeed from what people say, and I say "from what people say" as I never quite seem to get





“Scrapyard Paul” Blows and Carin trying to get “beamed up” by Scotty (from Star Trek) to get away from me, no doubt

there as I’m usually too busy either writing stuff like this or doing something else to do with slot cars!

Anyway, when I had a few quick looks around the room I saw many of the usual traders in attendance and there was plenty of stock to suit all tastes of slot racer or collector as it ranged from very old 1960’s Scalextric right up to the present day’s latest releases, as well as “cottage industries” like Angelo’s chassis one together with some racing tracks for you to have a go on as well.

So, all in all, a great presentation of many aspects of the hobby, and all in one place, so what more could you want from a “Scalextric” event then I wonder? ➡



Whilst Damian Emery of Scale Models is only interested in the chocolates, it seems



Phil Smith with his usual massive selection of slotcars from all eras and all manufacturers hard at work with a variety of customers, both young and older



More prototypes and RTR cars from SRC



f you wanted to do a bit of racing then Paul Wooding of Havenwood Raceway had brought his track along



And here we have something different, from MMK



Here's Shaun Bennett who looks after the money for the NSCC



Angelo's take on one of my resin castings that used a set of his wide wheel arches

OK, I'll leave you now with some more photos of the event and you'll see what I mean, as most, if not all of the things that we could have wanted at an event were there I think if you looked hard enough, and if that wasn't enough then there were also all of the real cars in the Museum itself to look at as well, so all in all, a



Phil on the stand for Scale Models, looking dapper in his festive tie

great day out once again I thought courtesy of the usual crew of Mark and Julie Scale, Roger Barker and Sean Fothergill (AKA Pendle Slot Racing), so "thank you" once again for all of your hard work and we look forward to the next one.

OK, that's it, so "Merry Christmas" to you all now then, and I hope that Santa brings you all of the slotcars that you want. ■



"The Best TeaBot Impersonator Award" this year goes to.....Roger Barker



NSCC Editor Jeremy Naylor examines one of my RTR "Hooligan Mustangs"

BITS & PIECES

BY GRAHAM PRITCHARD



We wish you a Merry Christmas, we wish you a Merry Christmas.....OK, that's enough of that then!

But does anybody over a certain age still really enjoy Christmas though I wonder? I know that I don't, so let's talk about slotcars instead, which are much better.

Right, after last month's computer issues hopefully this month's ramblings will be a bit easier, but to start us off I must go with another one that I actually only found as a direct result of me having those aforementioned computer problems, so without further ado let's go with the latest news from Dave and Guy Jessett at Slot Track Scenics.

Hi Graham, as you know, Summer tends to be a quieter time for slotcar related activity but at Slot Track Scenics it has meant that we have actually had time to do a couple of little variations on our usual products for a couple of our customers.

One customer asked if we could do some engineers with 'Elf-Tyrrell' decals, while another wanted some



marshals with 'Le Mans 24 hour' logos, and so with some logos provided by the customers and the others researched by us then we were ultimately able to paint the figures and create and apply the decals for a supplement to the usual painting price.

Whereas another customer bought some Timing Stands but wanted them painted up in the colours of the Scalextric Powerbase and hand throttle covers, so again we were able to accommodate this variation by spraying up and assembling the Timing Stands. We also painted sets of engineers in similar colours as well so that it all matched up perfectly when everything was in place.

As time permits we are more than happy to offer this kind of bespoke service, but depending upon how busy we are at the time, it may take us a little while to get there, but we think it is worth the wait to get just what you want in the end though.

⇒⇒





Leaving slotcar stuff for a moment, any of you that know Guy may be interested to know that since Gaydon he has been doing his six months of basic training to become an RAF officer and if all goes well then he will be commissioned on 13th December. He also recently became engaged to his long term girlfriend, Emily. So lots of exciting stuff there but I hope that it will all calm down soon so that he can get back to doing some CAD for a few new products for us also!

Best wishes for Christmas to all of our customers and NSCC members, David Jessett of Slot Track Scenics.

Oh no, it's the dreaded "C" word again, but I guess we'll have to let him off with that given his day job. OK, so what have we got next then?

Well hopefully something off somebody else otherwise I'll have to bore you once again with my efforts at making things I guess, but you never know, but at this exact moment there isn't actually anything else at all yet as I'm actually doing this bit on "Black Friday" to try to leave me some time right before the 2018 Festive Slot Car Market (at Coventry) to get all of my stuff together instead of having to do all of this as well as all of that at the same time, so hopefully something from somebody else will come in once I've sent out the reminders in a few minutes or so!

But in the meantime "here's something that I prepared earlier" as they used to say on Blue Peter, and as they allowed on that Model Railway programme that was on the TV recently.

Teamslot White Escort RS2000

Right, as well as fixing me up with a new computer, my boffin friend Phil has also lent me his latest RS2000 to go into his collection so that



I could take a couple of photos of it for you, and it's this "all white" one that I mentioned a couple of months ago, but if you want one then you'd better look now as I know that MRE had completely sold out of it via Gary's pre-order system so I'm guessing that everybody else will probably have as well by now, which is not very good news if you have now decided that you do actually want one as there are only 200 of them in total remember.



The Ford Pop Van Progresses

Yep, you read that right, it's now got a chassis under it! And I very carefully picked out the chrome details with some silver paint, and with some Ninco CNC turned alloy wheels then I think it looks stunning (it looks exactly how I had hoped it would in metallic purple and black tinted windows)!

I've also started on a pick-up version of it as well, but that's only got as far as chopping the roof bit off so far as I'm supposed to be getting ready for the Coventry event, not making loads more masters for casting etc. remember.



George Turner News

And this month we have some more VANTastic news from George as he's now got the MK2 Transit all finished and on sale, so that's just cost me another £45 as I definitely want one and so I've just ordered it, I believe they are selling well and also at the same time as I asked George if he wanted to send me anything for this Journal also.

Well, it is Christmas after all, isn't it (Oooppsss, sorry, shouldn't really be admitting that should I after the first few lines of this)?



Never mind, you can never have too many projects on the go apparently, just ask George.

He's also redone that mega Group 44 XJS that I mentioned last month, and I've now found mine out also, so at least that's one that I've already got that's "on the way", even though it's not quite finished yet.



George did also say that he was going to try to send me something for you here but alas I think that he's just so busy that he hasn't had time to do it, which is a shame, but can't be helped given that he's obviously doing his best to get everything done and dusted before the Christmas holidays etc.

So, going back to the general theme of⇒⇒



vans then, this is something that I've also been working on recently in AREA 1.6, which I've now realised is also about the same area (in square metres) on the floor that I usually end up trying to do everything in as there is just so much junk everywhere else that I have no choice basically! BUT there is also method in my madness, as in "if you put something on the floor then it cannot fall off," correct? So how can I still end up losing things from time to time then! Answers on that very old fashioned bit of rectangular cardboard brought to you by the bloke in shorts when it's snowing please (which



is called a "Postcard" for the benefit of our younger members, if we do have any of course, that is).

Anyway, back to the plot and the VW van, which actually started out as a Kinsmart VW camper van, but having tried motorising those way back in 2011, then they never really went very well as the metal roof part weighed over 50g on its own so that was exactly what you didn't want on a slotcar, but then I discovered how to resin cast and then had what I think is a really good idea also, and so my future Hornby VW vans are now 100% safe from being mutilated by me like I did to this earlier blue one as you may remember, as I can now make as many as I want of my own by using these Kinsmart ones as the donor cars and then simply replacing the metal roof section with a resin one. Good or what (Well my friends think so, even if you don't!).

So, here's a few that I've got on the go already as I got a bit carried away with the paint





tins a couple of weeks ago, and with the vast stock of decals that I seem to have amassed and are not getting used, then I will soon have a “GULF” one together with a “Jagermeister” one as well as a “PORSCHE” one as Bruce AKA “Patto’s Place” has also recently done a sheet of waterslide decals in black and white of the word “PORSCHE” and so I just had to get one of those as soon as I could so that I could do this one also.

I’ve also actually tried “waterslide decal making” myself to be honest, but obviously it’s been VERY basic rather than on the level that Bruce or any of the other “professional” decal makers do but it is possible with a bit of practice and trial and error, but I limited it to simple words like FORD and XR2 in black, but it does work and for £2 I got a sheet of transparent waterslide paper off eBay and then used that in my laser printer in order to create these for one of my GP5 Fiestas that I’m doing, but other than this, I’m going to leave it up to Bruce and the others to supply the world, honest!



Stop Press

OK, whilst the ones above may only be WIP at the moment, believe me or not but I have actually also finished a full running prototype as well, and this one actually runs miles better than my initial attempt at converting that blue Hornby one, so with hindsight, it’s a real pity that I ever butchered that blue one in the first place now I reckon, but it’s way too late now, unfortunately!

So, let me show you this one, which runs a Pendle Slot Racing “PCS” chassis together with some of that 8mm square hollow tube that I’ve mentioned previously and some flat self-adhesive lead strip in order to make it run even better as that’s much more preferable to me than simply just putting a magnet under it.

And the build process actually couldn’t be any easier as once you’ve got the replacement resin roof sitting nicely onto the original plastic lower body then you simply just trim the windows down to windscreen and side windows⇒⇒





only and then glue the side door (note the lower half only) and the rear tailgate lower half to the plastic body and you're almost there.

After that I just cut a piece of thickish Plasticard to act as a "shelf" and that rests on the pre-existing internal "ledges", so once that's glued into place then you just add some horizontal plastic strip spacers (or use the vertical dowel method if you want) in order to achieve the ride height that you want, and then you just simply screw the "PCS" chassis to these mounts and away you go to the track to try it!

By the way, I just had to do the first one as a bit of a rat rod as it is so easy to do, as rather than having to use an airbrush etc., then it's simply just a matter of applying a light coating of grey primer followed by an even lighter coat of red-oxide primer, and I do mean LIGHT, i.e. just one spray from a distance is all that you need otherwise you will overdo it (I used Halfords car paints by the way, but it will obviously work with other aerosols as well!).



You may even spot the realistic rust that I experimented with as well on the one side, which is simply just some "tea dust" Superglued onto the body and once dry it looks and feels very realistic, trust me.

So, there you have it, one of my easiest ever slot car builds, and no need to wreck any more Hornby vans also now. Result! I've also applied this logic to the "rather rare in the UK" crew cab VW pick-up from Mr. Smart also as you can see here, and I've only just realised that you may not have been aware of this conversion





when I've mentioned this particular model before, so if anybody wants either one of these resin roofs then please let me know as they really do transform the original toy if you want to motorise it.

Amato Chassis Design News

Well, I think Angelo is "wheely" showing off now as after last month's pictures of the 6-wheel SCX Tyrrell then this month he's gone and done the old 6-wheeled Hornby Scalextric March.

Ummm, you may also possibly recall that Steve Ward (AKA Penelope Pitlane in the old days) also did a chassis for this one as well, and it could also be made to drive all four back wheels as well if you fitted all of the cogs and gears in the right place, but having bought a couple of the chassis I never quite got there with it, and cannot therefore show you any pictures of that one, but I can show you some pictures of Angelo's one together with some more pictures of the Tyrrell one as well if Jeremy has enough room left.

I must point out that Angelo's one is only



2WD though as per the original, but when we were running the old Heart of England F1 series a few years ago I did actually set my one up to allow the (un-driven) extra rear wheels to run on the track, but that was actually not exactly helpful to be honest as it just led to more drag basically, so maybe without the benefit of a proper differential like on a real car, then 4WD at the rear of a slotcar is not actually a good idea after all then unfortunately?



Another Top Tip

But this one is off Dave Yerbury AKA "AA Bodies" this time, rather than me though, and it's to do with making panel lines on your cars, so this is Dave's take on it:

⇒



Hi Graham, the way I do panel lines is to use florists green wire as it is straight when you get it. You basically need to drill a tiny hole where you want it to start and then you hook the wire inside and add Superglue, and then when it is set I then pull it across to another hole where you want it to end, and then I run a bead of Superglue along it and pull it down the other hole keeping it taught until the glue dries, and hey presto, a nice straight panel line!

Uuummm, good one David, I must try that at some point then, and I've also read that people also use that florists wire for adding chrome trim around window frames etc. on various cars like the 1970's MK1 Escort for example, so it sounds like it has a variety of possible uses then.

Quick 1/43 News Update

Just a quick line to say that the cars that I showed you last month are actually being promoted as "WRC" rather than by any other name that you might have been expecting, so if you look on Pendle Slot Racing etc. then you will be able to see them on there now.

And Finally

As you know, it's quite traditional to eat loads of mince pies at Christmas time, but I probably started out on this quest a bit earlier than everybody else probably did as we discovered these rather yummy ones at Lidl in mid-November, and so we bought around a dozen packets of them in one go just in case they were nice (which we knew they would be as we had had them before) and therefore sold out when we were not looking, and so my challenge was to see if all of the empty cases would be able to fill the gap between the kitchen worktop and the bottom of the cupboard above it, so as you can see, I'm well on the way to achieving that at the moment!






On another note, Bruce (AKA Patto) has just told me that to date he's done the decals for over 21,000 cars now, which is far more mince pies than I could ever eat, and a crazy amount of decals also!



now as you can see here, and with working headlights as well by the simple use of some 5mm LEDs then they do the job very well I think with the Monster decals supplied by Patto's again. ■




OK, it's now time "to wrap this up," so I'll hopefully see you all again next year if all goes to plan, but please don't expect too many more new projects off me though as they've almost all been featured in here now, so "sorry" and all that in advance if things get a bit sparse next year from me from time to time, but I'm going as fast as I can, honest, but at least I have managed to build up some nice shiny "Hooligan" Mustangs



This month **K** is for K & B, Kal-Kar, Kemtron, Kirby, Kitty, Kleeware and Kokomo. Model aeroplane engine and accessory manufacturer K & B entered the slot car market in the early 1960's, acquiring the Autorama brand and manufacturing chassis suitable for the Pittman or Kemtron motors of the time. K & B kits began with the Ford GT40 in 1964, followed by a Cobra GT, Porsche 906 and Ferrari 250 GTO.

For more information on K & B, see Philippe de Lespinay's book *Vintage Slot Cars*. It's a surprise to discover that the book itself will be 20 years old in 2019!



Kal-Kar is one of the smaller concerns that Philippe mentions in passing.

Kirby made 1/24 scale Lexan bodyshells from 1969 to 1970. These included Autocoast, BRM Formula 1, Ferrari 612 Can Am and 512 Pinin Farina, Lola CanAm, McLaren M8B, Nissan Racing Car and Porsche 917 Can Am.

The Kitty 1/24 series of Grand Prix slot cars was made in 1967 by Gimelli & Co. Ag of Switzerland. Sold in Switzerland, France and Germany, their three car range comprised a nice Ferrari 158 Formula 1 in Red or Green, a Dreamcar Coupé and a Dreamcar Roadster.

Based in Britain, Kleeware was one of the first static plastic kit companies to share moulds with it's competitors to broaden their range.

Their range was wide, encompassing ships, aeroplanes and various vehicles including a 1/30 Sussex Hay Wagon horse drawn cart. In the early days of plastic kits some stranger scales were also used such as 1/336 and 1/61!

Kokomo produced an early tinsplate car racing system in the USA in the 1930's, where the cars ran alongside a fence style railing.

Let's see how these brands are doing on eBay these days:

K & B eBay Top Ten

1. K & B 1/32 Lola T-70 Kit £803.80 (323546428267).
2. K & B 1/24 Ford Mk II Undisclosed Offer above £392.09 (401628635806).
3. K & B 1/24 Ferrari 250 GTO Kit £392.09 (123160401593).
4. K & B 1/24 Porsche 916 Kit £313.68 (183546141217).
5. K & B 1/24 Ford GT Kit £235.25 (163313220753).
6. K & B 1/24 Shelby Cobra Kit £231.34 (153258532276).
7. K & B 1/24 Lola T-70 Kit Undisclosed Offer above £200.75 (392177216445).
8. Ten Vintage slot cars including K & B and Dynamic £200.75 (223201611882).
9. K & B 1/32 Pontiac GTO Kit £180.36 (153111019106).
10. K & B 1/24 Dragster Chassis £154.88 (153183408458).

It looks like the early K & B kits are still available and sought after, at a price.

Kal-Kar eBay Top Ten

1. Kal-Kar Chaparral £16.86 (263974213932).
2. Kal-Kar Brass Body Mounting Brackets £10.97 (332622551657).
3. Three Kal-Kar Sidewinder Motor Bracket Kits £10.59 (123496819679).

4. Kal-Kar Chassis £7.83 (113274256630).

Not many Kal-Kar items on eBay, but those that are there look useful.

Kemtron eBay Top Ten

1. Kemtron 12 Sidewinder Frame Kits £57.65 (232983067602).
2. Kemtron 2 Mabuchi Red Bomb Motors £54.89 (382295707783).
3. Kemtron 9 Pittman Motors £51.76 (153161503084).
4. Kemtron 6V Motor built into Chassis Frame Undisclosed Offer above £47.05 (292786540025).
5. Kemtron 1/24 Ferrari 250LM £47.05 (292786540025).
6. Kemtron Motor in Brass 1/24 Chassis £39.21 (113327864724).
7. Kemtron Motor and Chassis £23.33 (113342601670).
8. Kemtron in-line chassis kit with Red Bomb Motor £20.39 (123492515823).
9. Dynamic Chassis for Kemtron X-503 Motor £19.60 (122831062145).
10. Kemtron Motorised Chassis £16.07 (202419746832).

It looks like Kemtron made a lot of motors, as well as using the products of Pittman and Mabuchi.

Kirby eBay Top Ten

1. Two painted Kirby Bodyshells, one chassis and box for Ferrari 612 £31.30 (223172773940).
2. Kirby Chaparral 2J unused clear bodyshell £18.39 (283179951657).
3. Kirby Ferrari 512 unused clear bodyshell £9.78 (283179886534).
4. Kirby 12 Interiors £6.25 (163249136128).

Not enough for a Kirby Top Ten, as only four different items sold on eBay recently.

No Kitty items have sold on eBay at all recently.

Kleeware eBay Top Ten

1. Kleeware Navy Frogman Assault Boat with Mini Submarine and figures £170.00 (352508041397).
2. Kleeware King Arthur's Castle Kit £62.01 (352439666208).

3. Kleeware Littletown Manor House Kit £60.25 (392124071853).

4. Kleeware 1/412 SS President Cleveland Ship Kit £52.00 (392128981011).

5. Kleeware 1/120 The Yacht Corsair II Kit £49.95 (163205703520).

6. Kleeware Savoia-Marchetti S.55 Flying Boat Kit £46.00 (392128990261).

7. Kleeware Tudor Rose Large Plastic Crusaders Castle £42.00 (392174078338).

8. Kleeware Gentleman Teddy Bear Rattle Undisclosed Offer above £39.09 (253969744825).

9. Kleeware Pyro X-200 Spaceship £39.09 (113223240277).

10. Kleeware Littletown Barn & Granary Kit £34.99 (223149677777).

Quite a range of Kleeware models and toys, but no cars in the top ten. The Barn and Granary looks like the home farm of the Dukes of Hazzard, although probably only large enough to house an HO scale General Lee, if that.

Kokomo eBay Top Ten

1. Kingston Pressed Steel Kokomo Side Rail Racing Car £113.47 (392165354460).

Ah, only one Kokomo item sold recently on eBay, although it does look in good condition for its age. A low mileage example presumably.

Monthly Worldwide eBay Top Ten

1. Scalextric Vintage Auto Union Green £12,000.00 (162640195338).
2. Scalextric Vintage Race Tuned Blue Bugatti £6,400.00 (142989038914).
3. Mexican Scalextric Exinmex McLaren F1 Blue/Yellow £1,819.60 (123484088606).
4. Scalextric Vintage Pre-Production Jaguar D-Type £1,250.00 (163400269096).



5. Aurora AFX over 70 vehicles Collection £1,220.55 (264030475289).
6. Scalextric/Ninco/Carrera Collection Undisclosed offer above £1,173.93 (132869837851).
7. Auto World Brass 1/24 Lotus Ford Kit £1,173.93 (362498248429).
8. Joma 4 Electro Route Vintage Slot Racing Set £877.77 (132845416656).
9. Scalextric Vintage GP1 Set with rubber track and Blue and Red Lotus 16 Cars £820.00 (292822829309).
10. K & B 1/32 Lola T-70 Kit £803.80 (323546428267).

Well it looks as though our own “Collector’s Corner” writer Martin Heaps has been raking it in this month, as both items 1 and 4 were sold from his collection.



The Jaguar is particularly interesting, as it has one of those transparent brown bodysells, similar to more modern versions that were on sale in our recent Hornby Weekend Charity Auction. There are more of these pre-production models on display in the Hornby Visitor Centre Exhibition.



The last one looks familiar, oh I know why, it's the prototype of the Green Chrome Mercedes AMG NSCC 2019 Weekend cars we were given out on Sunday. ■

