



No. 423 JUNE 2017

Contents

Events.....	2
Diary Dates.....	5
Messages From Margate....	10
Forza Slot.it.....	14
Carrera Corner.....	22
Chairman's Chat.....	23
Taking It Sideways.....	27
Collector's Corner.....	29
Slot Festival Report.....	36
Ebay Watch.....	49



The NSCC is a member of the
International Federation of
Slot Car Clubs



THE INDEPENDENT CLUB FOR SLOT-CAR ENTHUSIASTS

Diana Francis - Honorary Life Time President

Larry Light Fingers

Well another great Slot Car Festival is over, and I have to say I enjoyed the weekend enormously, as did my son, Ciaran who spent most of the time trying out all the numerous tracks and other things to do, as well as assisting us in the track judging competition and assessing the driveability and the welcome of those hosting the stands.

It is funny to see to be honest how some there dealt with an eager and enthusiastic eight year who is, let's be honest intent on driving as fast as he can, without falling off the track of course and thus the potential risk of damage to the car or the track and it's scenery is always there, but most to be fair were very welcoming, and interesting a lot of those were the ones with the older and more collectable items! Let's not forget that the kids of today, like Ciaran represent the hobby's future basically, and if they aren't allowed to have a go their limited attention will turn to something else, such as game consoles or worse....toy trains!

Scalextric were present in force and had a pretty impressive set up as you would imagine, and it was good to see all the range being presented and that it was possible to handle and inspect close up all their wares.

Of course this access has potential problems, and it presented too great a temptation to one certain individual (as did a rarer car on Roger Barker's stand), and thus two cars went AWOL shall we say. It is a shame the actions of one t**t could potentially spoil the opportunities for the rest of us at future events, as now I am sure Scalextric may revert back to putting things behind glass or similar, and the dealers of course may be more wary about you handling their merchandise unsupervised, but let us hope this does not happen and that "Larry Light Fingers" gets his collar or maybe some other part of his anatomy felt as a result of the prolific CCTV at the event, which I understand did catch him in the act and of course our hobby does seem to be a very close knit community, so he hopefully will get caught.

Until next month.

Jeremy



MESSAGES FROM MARGATE



email: factory@nscc.co.uk

By Pete Simpson

The fears of Scalextric failing to expend energy to support the Slot Car Festival proved to be unfounded. They certainly had an impressive collection of models on display, along with a track demonstrating ARC. This was well supported by Scalextric staff including, on Saturday, Darren Nye. As he's responsible for the engineering aspects of the slotcars it was encouraging to see him there keen to discuss his team's creations and answer technical questions. Although he was very busy attending to the needs of potential purchasers, he was able to spare some time to discuss the issues that I'd observed with the ARC app. It seems that in order to make changes to drivers, and to view the catalogue, the device needs to be connected to the ARC base. My error, I'd not realised that this had changed with updates and was still trying to view this data without having to connect to the base unit. Darren assured me that it had never worked as a stand alone app so I must have been mistaken about being able to browse the list of cars without a Bluetooth connection. My respect for Scalextric products grew immeasurably as I'd not realised that the



range must be in excess of twenty five miles! Once I summon the enthusiasm to connect the ARC base, before Scalextric risk another error-correcting update, I'll give it a try.

Chatting to the Scalextric team revealed why I had not been able to arrange a meeting with Ricky Black: everyone at Sandwich has been incredibly busy and simply can't afford to be diverted from the business of developing and marketing the products. The results of their endeavours were certainly evident as most of the cars due during 2017 were on display, either as approval models or in final production form. Although, in hindsight it may have been a brave decision, all of the models on display were there to be handled and scrutinised by the public: there were no display cabinets covered with nose imprints and grubby finger marks. This, of course meant that the Scalextric team had to constantly monitor everyone crowding the stand as well as run the track, quite a brave task for only a few people. But, if it raised the public awareness of the range, it has to be admired⇒⇒





despite one ill-fated incident: one prototype Bentley was stolen from their stand early on Saturday. It was unfortunate for a couple of reasons: it served as a reminder that the aspect of dishonesty is never far aware and also I didn't have an opportunity to photograph it beforehand! As I was leaving on Sunday, the Scalextric team were confident that the culprit had been identified on the facilities CCTV and would be caught. Doubtless this, as well as another desirable car stolen from a trader, again with the culprit being identified, will be the subject of focused searches on auction sites as well as contacts within the slotcar world. Remember, if it's too good to be true, it probably is! Any special model must be supported by evidence of provenance, not just to prove its value but also the credibility of the vendor.

Conditions were not conducive to capturing the best images at the show as, even when the Scalextric stand was relatively quiet, there was still quite a few people keen to handle



and inspect the cars: on more than one occasion the car on which I'd focused was lifted from view! Hopefully, I'll be able to arrange a visit to one of the Scalextric offices and obtain some better images in the not too distant future!

In the meantime, here are a few details of what was on display, followed by some official images from Scalextric.

The livery of the AMC Javelin of Bill Collins from the 1972 Trans Am series, C3876, has been corrected. The image shown in the catalogue, as well as the prototype model that was on display at the Nuremburg Toy Fair, had the main sponsor incorrectly represented. The erroneous spelling has now been corrected, the mysterious Sanits have now been suitably restored to their correct moniker. This version makes a pleasant change to the various subtle differences to Javelin paint schemes.

The forthcoming Ford Mk IVs were on display, looking low and mean. Somehow, they seemed to capture the overall shape and poise better than others' interpretations of the same car, although the diameter of the rear tyres did





appear to be slightly excessive. It looks as though it's too late for Scalextric to be cajoled into dropping the GT40 reference as it's moulded into the floorpan: let's be charitable and accept that this was deliberately adopted in order to augment sales. The production compromises mean that one of these is more accurate than the other but each has a few discrepancies which should become too blurred to cause a problem if they are enjoyed as intended.

Both 2017 versions of the new E-Type Jaguar were on display, the Union Jack decorated version, albeit with the wrong driver figure, and a Lightweight. Both have in-line, front mounted motors similar to the recent D-Type models. If they perform in a similar fashion to the older Jags, experience shows that a lot has to be done in order to get them to behave without the magnets in place. Anyone that has seen more



than one Lightweight Jaguar will understand that the descriptor is not definitive: at the recent Goodwood Members' Meeting we were treated to nearly a dozen of these superb cats and I'll⇒





defy anyone not dressed for a winter holiday in Wales to identify each variant. I suspect that there are more in existence today than ever left the factory. The key element is the scoop on the boot lid for the differential oil cooler, and that Scalextric has included. If people wish to discuss the merits of the fuel filler positioning, the aerodynamic aids behind the front wheels, the shape of the hardtop or the lack of riveted arches, I'm off down the pub. It's a toy!

Also present was the prototype of the Ford GT from last year's Le Mans 24hr. It looks just as complicated in real life at the images imply. Certainly one to look out for when released and to compare with the similar Carrera offering.

A nice touch for the packaging of sets for this year has been to include a window in the lid so the cars can be seen – this must surely be a



bonus for toy shops so the key element of the contents can be reviewed without having to open the boxes.

Another example of packaging was the twin pack Lancia Stratos, C3894A. The two liveries represent a couple of the variations on the recognisable Alitalia scheme. More on the actual cars below.

Track Test

Since my last report, the Scalextric website has been updated with views of several forthcoming releases, all of which were also on display at Gaydon. The two Lancias are both winners





from the 1976 season: the number 10 car represents Sandro Minaro's entry in the Monte Carlo Rally whilst the number 4 car is that of Bjorn Waldegard. I'll bring more details once I've had a chance to try these on the track and see how they compare with other cars from the same period: the Escort of Roger Clark from 1975, C3483, being a representative contender, albeit without the wider arches of the later car.

Both Jags are also represented, the Union flag version is the same as the one on display at Gaydon so (hopefully) sports the wrong driver figure. Scalextric implies that the Lightweight represents the Bob Jane entry in the 1965 Bathurst, however the number 9 entry for the 500 mile race in October of that year was a Triumph 2000. Confused? Maybe. There certainly was a race at Bathurst in April 1965,



for which images show the Jag of Bob Jane but any other race results seem a bit elusive. If anyone discovers exactly which championship was being contested please let me know.



60th Anniversary release

My guesses of the subjects for this range to date have been one correct (BMW M3), one the correct make, but wrong model (Aston Martin Vantage instead of DB9R, surely a missed opportunity to recycle old tooling) and now⇒⇒





this one. I predicted an Audi Quattro and that's what we're getting in the form of C3828A, an Audi Sport Quattro S1 E2. The celebratory livery could easily be mistaken for a variation on the factory schemes of the 1980's so it fits in well with the collective image. With the BMW due in July, it'll be August before this one makes it to the dealers.



In the Press

Following on from last month's report into Hornby's affairs, the meeting of shareholders, scheduled for last month, was cancelled. This came after a group, representing 20% of its shareholders, had withdrawn their request to hold a general meeting calling for the removal of Roger Canham. However, Hornby revealed a fortnight later that a survey of its other major shareholders showed Mr. Canham had the backing of about 54% of the voting rights in the company. Hopefully the board can now work together to concentrate on moving the business towards profitability and avoid other distractions. As usual, the Kent Messenger's KentOnline

website can be thanked for providing the update: <http://www.kentonline.co.uk>.

Set Variations

There are often subtle variations between the solo versions of cars and the same models when they appear in sets. The latest to be found by a member is the Holden L34 Torana as included in the Bathurst Legends set, C1365. As a solo release, C3492, it had chrome bumpers but for the set car this has been revised to white. This could be a cost reduction exercise or it could be that someone at Scalextric appreciates that collectors are always on the lookout for the unusual. Or a careless Chinese assembler picked the wrong parts. Guess we'll never know.

Next month I hope to meet with Ricky Black at Hornby's London office, catch up on the year so far and capture some decent images of the anticipated next releases. ■



Ciao everyone and welcome to this month's edition of Forza Slot.it. Last month, due to pesky real word work commitments I had to submit my copy early to Jeremy so I missed a couple of items. However, it gives me extra news for this month I guess! Unfortunately, I am having the same real word problems again this month but I did manage to get down to the Slot Festival and chat with a few old friends, "waste" some money and generally have a very pleasant time! As always, Terry at Gaugemaster has given me see great information when we chatted at the Slot Festival and via email in between so read on for what we can expect over the coming months from Slot.it and Policar.



I think I will start off with what I missed last month and then roll forward to date. Latest pictures and sadly, these are only renderings. Two of them are essentially new liveries, one is

a modified update and the other is a well known car yet to be released! OK so the Audi and McLaren have been around for some time but I'm sure the Gulf liveried Audi R8 LMP #4 from Le Mans 2001 as driven by "Steve Johnson" / Stephen Johansson, Tom Coronel and Patrick Lemarie Ref. SICA33b is going to fly off the shelves as Gulf liveried cars always seem too! As for the McLaren F1 GTR #27 from the FIA GT Donington round of 1997 as pedalled by Chris Goodwin and Gary Ayles Ref. SICA10L then I suspect that there may not be quite so many takers? Why not I ask as it is a very striking yellow livery and should go down well as easy to spot as it zips around your home or club track unlike the Audi! Next up would be the Lola B12/80 Ref. SICA39a, race #31 from Le Mans 2012. This car was driver by Thomas Holzer, Mirco Schultis and Luca Moro and is a new body mould on top of the latest chassis CS22T-

60c with the interior cockpit CH93. I would have to say that this looks a spot on livery choice for me and is sure to make it into my collection when it arrives. Last but not least would be the Opel Calibra V6 #17 from the Norisring ITC race of 1996. Ref. SICA36b and driven by the legendary Klaus Ludwig this really is a must have for me. There are other cars on the way but below is a list I have for model releases this year, no doubt subject to change!

Available in August: SICA39a Lola B12/80 - #31 Le Mans 2012, SICA39z Lola B12/80 white kit and SICA36b Opel Calibra V6 n.17 - 1st Norisring ITC 1996 - Klaus Ludwig.

Available in September: SICA33b Audi R8 LMP #4 Le Mans 2001.

Available in October: SICA23e Porsche 911 GT1 Evo 98 #7 - FIA GT 1998 - A.McNish, Y.Dalmas.

Available in December: SICA10l McLaren F1 GTR - #27 FIA GT Donington 1997.

SICA37z Matra-Simca MS 670B white kit is now available for pre-orders and will be released with the new long tail Matra SICA37a.



Out now is SICA16c Chaparral 2E that finished 1st in the Governor's Trophy and Nassau Tourist Trophy race of 1966 as driven by Hap Sharp. I have to say that the model itself looks very nice but Chaparrals are really not my cup of tea. I do have a couple in the form of SICW08 twin car set from several years ago but I must admit that I only bought it because the price was good! This one stays on the dealers shelf for me but I'm sure it will be in many peoples collections as it is a very well known real car that had many ground breaking features for



the time such as rear radiators and the wing was mounted directly to the rear suspension uprights to put the downforce straight into the tyres without compressing the suspension. Not to mention some very well respected drivers of the time such as Phil Hill and Jim Hall.



Moving on to Policar for a moment and to quote Terry directly "The sales of the March 701 in the UK have been phenomenal". Surprised – not me. I reviewed this car last month and it really is fabulous, along with the Lotus 72, so Policar have struck a real gold mine here with the quality, execution, price and desirability of this type and era of model. I suspect several yet to be produced liveries of these will find a home in my collection as well as any others that may be produced over the coming years and most of them will find some track time as well!

At this moment, I need to point out something that I reported incorrectly last month – sorry! This is to do with Policar producing a complete chassis and motor mount that I assumed was the same for the Lotus 72 and March 701, I was wrong! However, this is even better news for

scratch builders out there as there are two options for them to choose that suits them best. I might also suggest that if you wish to change gear ratios for them then a new chassis/motor mount may be a good option too! So now that I have my facts straight, curtesy of Terry, here are the part numbers and descriptions of the latest items that should be available soon:

POLCAR02Z Lotus 72 White Kit – see picture, complete kit of bits ideal for scratch builders and repairs!

POLPCH01 F1 Narrow Motor Mount.

POLPCH01AS F1 Assembled Narrow Motor Mount (Type A - March 701).

POLPCH03AS F1 Assembled Narrow Motor Mount (Type A - Lotus 72) see picture.

And that now brings me to the recent Slot Car Festival that has been growing over the last four to five years to becoming probably the biggest and best slot car event in the world. That's not me saying it but several people I spoke to on the day and a certain guy called Rafael Barrios Jr. (owner of Fly/ Slotwings) who was blown away by how popular the event was as it was his first visit to the Festival after Terry spending many years persuading him to come over. I was only there on the Saturday but the crowds were massive, lots of slot enthusiasts old and young were in attendance and I heard that the first car park was rammed and the overspill car park was filling up nicely! I also managed to attend a presentation later in the day that Rafael gave about future projects for his company that was most impressive about the plans they have and certainly gets me thinking about saving some money for one or two of the things to probably come! However, this is not the Fly news slot so I will leave that up to others to report? If not then check out the MRE newsletter




from the 25th May and Gary (who I'm sure we all know and have "donated" a few pennies too!) give a fantastic summary of the discussion and some snaps of some pre-production cars and parts.



OK, let's get back to Slot.it and in some ways I was a bit disappointed as there did not seem to be anything new really that I have not mentioned before or has not been covered by other publications or on the web. There were models available that have either recently been released, reliveries of existing models or will be with us shortly. Take a look at the general display case pictures and you will see what I mean. Maurizio was in attendance, as were one or two



other Slot.it/Policar personnel who were constantly being asked questions by all the people checking out the stand so I settled for some quite time with Terry for the low down on what is going on, more on that later.



What I did notice were the soon to be released next version of the Alfa Romeo 33/3 SICA11i that looked absolutely gorgeous to me even though it is such a small car and everyone has very limited decoration (by that I mean sponsor logos etc.) which is correct for the period and faithfully reproduced.

The latest Chaparral 2E Ref. SICA16c has been with us for a little while now and, as I have mentioned before, not my cup of tea but is a



perfectly produced model for those that do like this type of car. Next up would be the yet to be released long tail Matra SICA37a which I admire greatly and will be finding a home in my collection when it arrives. That brings me on to the eagerly awaited second DTM car that Slot.it will produce in the form of the Opel Calibra SICA36a that we have all been dying to get our hands on to run against the Alfa 155Ti. The model looked fab and as I sit here writing this it has been released as of 24th May! Hopefully, I will have one as a review car for next month so I will give you the low down then, but if it is as great as the Alfa then I predict that it will be an instant hit for home/club racers and collectors far and wide.

Now the next set of snaps that feature the yet to be released updated Lola LMP/B11/B12 range of cars. Let's just call them red and ➡





black for now! As, hopefully, you can see from my pictures, Slot.it have produced distinctively different front ends, side air intakes and so forth. No exact details on when these various cars will be released or in what liveries but it just goes to



show the lengths that Slot.it are going to, to produce the models that we would probably like to collect and play with. Something to look forward to there.

So, as I mentioned earlier, nothing really new so I sat down with Terry and asked him a



few questions! Now my understanding is that Slot.it do have plenty of plans over the next couple of years that Terry knows about but was unable to divulge for various and obvious reasons! OK, so we moved on to Policar as they had a new model on display that I was struggling to identify but Terry had no problem putting me straight! It is, apparently, the Ferrari 312 B2

circa the early 1970's which ran for several years and in several different configurations and possible liveries. Just do a quick search on the web and you will see what I mean. Then go back and take another look at the supplied pictures and let your mind wander on the possibilities that Policar have available for this model. I did and the list is quite long and something to definitely look forward too!! And I'm sure if it is anything like the Lotus 72 and March 701 cars that we have been treated to so far, then another sure fire winner is in the wings for us all to enjoy.

Which brings me on to the latest soon to be released Policar March 701 in the blue Jackie Stewart livery. This was on display and is definitely the one for me! I reviewed the red Policar March 701, Ref. CAR04a as driven by ➡➡





Chris Amon last month which is a fantastic model but the blue one really is the one to have, well according to me anyway! Seeing it in the plastic flesh in the display cabinet certainly did not change my mind and my pre-order is already in with one of the slot retailers already so I can't wait for it to be released. Terry also provided me with a couple of snaps of the next Lotus 72. Sadly no other details but the 72 is such an iconic car of it's time that any livery/variation is going to find many homes out there in the slot world, of that I am sure!

Just to finish up with for this month is one other thing that Terry passed on to me. That is a picture of a converted SCX Citroën that you can clearly see the Slot.it 4WD hubs at the front. I've no idea who did this or if this is a future direction that Slot.it are looking at? However, I



do like rally cars as well, especially the long drop arm creations that you can use on the SCX obstacle track so if Slot.it are going to produce this kind of car then count me in!

Anyway, I'm sure I have missed a few things as this month is all a bit rushed for me so I will review my notes and emails for the last couple of weeks when I have less time and put them in next month's drive! As always, many thanks to Terry at Gaugemaster for his sit down time at the Slot Festival and all the Slot.it and Policar information this month as well as his continued support of the NSCC. Ditto to Slot.it/Policar for any additional news via email. Ciao and arrivederci till next month. ■





Welcome to the June 2017 Carrera Corner. There have been no reports for a couple of months but we now have news of two Limited Editions due out later this year. The Ford GT40 and Carrera Tanker are both digital models.

First up is Ca23848(Ford GT40 Mkii Time Twist) Ltd 1:24.

The Ford GT40 MkII in the larger scale, it has a livery design inspired by the new racing Ford GT. This model is called “Time Twist” with race number 66. Carrera will make just 999 units worldwide. It will not be available until October/ November 2017.

Following on is Ca30822 Carrera Road Tanker, Ltd 1:32.

Something a little different, the bright red truck is called “Slot Spirit” that will also appear in the last quarter of the year and there will be just 1999 units worldwide.

No further information on these new models at the time of writing but I hope to update you in future Journals and have pictures of the actual models as they are developed.

LIMITED EDITIONS 2017

CA30822 CARRERA ROAD TANKER - LTD 1999 WORLDWIDE

Carrera
DIGITAL 132




Carrera attended this year's UK Slot Car Festival with their latest cars. If you went to the show, I hope you enjoyed it and picked up some bargains, they also had a rather nice Digital track for all to have a go on and were giving away free catalogues and key rings, in the shape of a Carrera hand controller.

With the forthcoming Disney Pixar release “CARS 3” there will be a new Go set from Carrera in July to coincide with the film's release in the UK. This may be of interest for those of you with youngsters in the family.

There will be more news from Carrera next month. In the meantime, you can follow Carrera on Facebook via “Carrera UK Slot Racing” or go to www.carrera-toys.com. ■



CA23848
FORD GT40 MKII
TIME TWIST
LTD 999 WORLDWIDE





I hope that most of you were able to visit the UK Slot Car Festival in May as this year's event was in my opinion one of the best ever. The two day event now in its seventh year saw very large crowds with Saturday especially being extremely busy. The weather also turned out well with two very hot days over the weekend. Many thanks to the organisers Julie, Mark, Shaun and Roger for once again providing a showcase to the rest of the world of all that is good about the UK slotcar scene.

There were lots of goodies on display and perhaps the most sort after car at the show was the red Aston Martin Marshal car which was specially produced for the festival. When the show opened at 10am people were able to purchase the car from the organisers and it quickly sold out due to the high demand. It certainly is a very attractive model with something quite nostalgic and charming about the way it is presented as a recreation of the original.

The NSCC once again played a significant role at the event with our Club stand being situated on the main concourse near to the escalators. In addition to selling Club cars and NSCC memberships the Club also supported the IFSCC at the event providing information to other clubs about its activities.

Our former Membership Secretary and

Treasurer Bob Bott brought some very old white T-shirts from the 1980's that had been made with the Club logo on them. They were very retro. All were small sizes and as there was no cost to the Club they were made available free as promotional items. Together with the Club carrier bags they successfully promoted the Club at the event and helped to raise our profile. Consequently, our stand saw a lot of traffic with new memberships and sales of Club cars.

One of the highlights of the weekend was an announcement by Rafael Barrios Jnr. that Slotwings intend to produce a limited run of classic F1 slot cars based on the March 761 chassis. The first being the Surtees TS19. The bodies of these cars will be made from high detail and high impact resin. With only 100 to 150 in each run they will be very much aimed at collectors. Something to look forward to.



During the festival Jeremy and I once again judged the best of tracks competition at the

show. Jeremy's son, Ciaran ably assisted us as we judged all the tracks for their drivability, scenery, presentation and the reception given to members of the public. Dave Jessett from Slot Track Scenics sponsored the competition and provided prizes for the first, second and third placed tracks in the competition.

There were some fabulous tracks on display which made the scoring very close. However, in third place was the THORL HO track run by Mark Townsend and Andy Wharton.



Second place was the superb unfinished rally track 'Flat Over Crest' by Hub Habets.



First prize was a delightful Wren circuit presented by Nigel Robinson. The Wren track was a delight to drive and very well presented by Nigel who was very passionate about increasing the awareness of Wrenn slotcars.

In addition to the track competition the Club also ran a Porsche 7 competition on both



days for juniors and adults alike. The winner had to get as close to seven seconds on the track as possible.

On Saturday, the winners were Mahesh Chouhan in the adult category and Mathew Guy (a Club member) in the junior category.





On the Sunday, the winners were Isabella Hirst in the junior category and Mark Raine in the adult category. Incidentally Isabella is the daughter of Nic Hirst from Pendle and Mark Raine does the Club's art work for the Journal and event flyers.



Many Club members helped out at the event and I would like to thank all of you who did for your support over the two days. I hope that you all enjoy the special helper's car which came in a very stunning colour scheme.

Leeds Swapmeet

A reminder that the Leeds (Northern Swapmeet) is taking place at Rothwell again this year. The event starts at 10am on Sunday 8th October 2017. The first two tables for members are free again this year so do get in touch if you want one as they are going fast. ➡➡



This year there will be a special Limited Edition box set available for purchase by members who attend. This will be an exclusive Limited Edition NSCC Winged Legends Brabham BT26A and McLaren M7C. As this will be only available at the event it is bound to sell out quickly so do put the date in your diary.

Also available will be a few remaining Cortina's from last year's Leeds Swapmeet. These will be available for sale to members who come to this year's swapmeet and who did not get one last year. That's all for now until next time. ■





Welcome back to Racer Sideways. The Lancia Stratos HF Turbo Giro d'Italia 1976 (SW53) is due for release in June. This is the car that won the event driven by Facetti and co-driven by Sodano. The model is surprisingly effective around the Nascott Wood race track and the Marlboro livery is an attractive one. I have not been able to source any good photos of the model, so some decent photos will have to wait.

The Team Zakspeed Roush Mustang has been in the shops for a while. This is the car driven by Klaus Ludwig at Mid-Ohio in 1981,



when Klaus retired. That race was won by Brian Redman in a Lola T600, and that model has been released by SRC, so if you want to recreate the race you can purchase that model although I suspect the Sideways car will easily see off the⇒⇒





SRC. Klaus did win two IMSA rounds in 1981. Sideways has released a photo of the Mustang adorned by the Hawaiian Tropic models, which makes their preferences completely clear.

Sideways have also announced that their GT3 models will be supplied with Slot.it running gear, which is not any surprise.

One of the joys of the Sideways Group 5



class at Nascott Wood is that the cars have to run with the supplied wheels complete with inserts. In my opinion, this makes the cars much more substantial and attractive in contrast to the other classes where the inserts are stripped out to save weight. Sideways have released a new number of wheels, without inserts, as spares. ■

Collector's Corner

By Martin Heaps

This month it's Mexico! No I am not going on holiday but looking into this highly collectable and enjoyable side of collecting Scalextric.

These cars are so different to the ones we see from the UK and Spain it's great!

Lots of models we see in standard colours and enjoy them greatly, but some of these have been produced in Mexico in all types of weird and wonderful colours. Also having different wheels and spoilers to mention just a few different things that appear on Mexican cars.

A Brief History

Mexican cars and sets were produced from 1968 to 1983 and mostly produced from the factory in Colonia, Mexico.

As you can see above the cars were stamped "Hecho En Mexico" meaning Made in Mexico.

Motor wise the cars either had the RX motor or a Johnson can motor.


The manufacturing of the cars is what's so interesting, the factory seemed to use any colour they felt like on the day and that's really what makes the cars so interesting. ➡➡



C43 In Rare White



C36 Honda In Rare Orange



Detail Showing " Hecho En Mexico"



Detail Showing Gap Between The body

One thing to look out for when buying these cars is that a lot of them have bent bodies, sometimes this is just one of those things with Mexican cars, but try your best to buy a straight one, I know its hard as that rare colour will probably be a bent car, but you can't have it all your way!

Rare Boxed Examples

This rare boxed and cellophane wrapped example shows detail of the inserted card the car is mounted on and look at the front of the car, the nose is poking out of the box, they have had to cut it away so the Corvette will fit! Just another quirky part of Mexican production.



Fun Colours And Fun Cars

Again the Mexican market for Scalextric was just fun, they produced some great colours and some superb fun elements, such as the drivers helmets, rather than the usual open drivers helmet they used fully faced ones.





Two Tyrrell Ford C48, Have A Look At The Differences, Totally Different Colour Variations One Darker Red And Other Bits To Spot. Again A Great Collecting Side Of The Hobby



Really Nice Lemon Ford GT

Following below are just a few examples of what you can find, many are available from swapmeets and auction sites if you look around.

Collectors Corner "Top Tips"

Following on this month I thought I'd add to Collector's Corner with another top tip.

It is a tip you might not already know. It is how to remove the white wax type material that is commonly found on early cars.

It is very hard to remove by just washing them, so here is a few images to show the process:

I purchased these two cars with the idea of showing you how to remove it.

A Bentley C64 in black and an Alfa Romeo →→



C65. Both had extensive white waxy substance, to the point that the Bentley looked like it was covered in snow!

Firstly I always give them a wash in warm soapy water and very carefully take them apart.



Both Tops Of Each Car

At this point you'll need a hair dryer, as I did, try not to use your wife's new expensive hair dryer, it is just not good policy or constructive to a happy household! But if you must just assure her it will be fine and you won't break it!

You'll need to have it hot, so don't go to close at first as you might damage the structure of the car.

You will see the white wax soon start to disappear but its still there, at this point you will need a old toothbrush to carefully remove it.





I usually use the toothbrush then wipe with a cloth at the same time.



After removing all the white material, I usually polish the car with some plastic polish. That you can normally pick up on eBay. But the results are great! ➡➡





So next time you see that sad looking, snow ridden car that needs your help, you'll know now how to easily remove it.

Now I just need to find an old lens and get a number plate for the Bentley and its ready to go, The Alfa just needs new number decals, all of which I should be able to source at some point in the future.

That's all for this month, see you soon, with more Collector's Corner. ■



UK Slot Car Festival 2017 Report

By Graham Pritchard

Before I begin and in order to avoid disappointment, I'll say it now, this year's report may not be as long or as comprehensive as in the past because unfortunately I was having such a good time helping out on my old mate "Scrapyard Paul" and Karen Blows table that I completely lost track of the time and the days went that fast that before I knew it, it was time to go home for the night or to pack away as the event was actually over! Or was it because we don't get there really early on the morning?

Whatever, I think I'll let you decide on that one, but whilst you are thinking about it then I'll waffle on a bit and see how much of it I can actually remember for you or that I have photographs for, oh and by the way, many thanks to everyone who came and said "hello" and commented on my monthly ramblings etc. and I just hope that I can keep up with the standard that you expect from me in the future, as it's not always easy to be honest.

The Friday Set Up

With my usual Gaydon "Chauffer" i.e. fellow NSCC and Bearwood member Paul Pearson



Sean (Pendle Slot Racing) And Roger Barker



doing the driving we arrived at Gaydon to find the usual scene of many well known traders and friends vans etc. occupying the trader's car park in readiness to be allowed in so that the "set up" process could begin, but before we could go in the venue's staff had a bit of "rearranging" to do for us as they had to move several rather nice vehicles out of the way for a start, including this rather nice convertible for a start.

Plus, one or two others including an Allard that "only just", and I DO mean "ONLY JUST" fitted through the door apparently and as I said to Mr. Turner, it was a good job that he hadn't had anything to do with it as it may then have been "too wide" which he took in "good⇒





humour” fortunately as I was hoping to catch up with him quite a bit over the weekend to be honest, so perhaps I should have thought a bit more before I opened my mouth maybe, but fortunately for me he wasn’t offended and did carry on speaking to me throughout the event.

He also pulled a superb one when we were



Mark And Julie Scale (Scale Models)

all admiring this stunning car that the centre staff pushed into place by the toilets by responding instantly when the question of “what year was it” was asked.

I would have said “2017” and thought it was funny, but George instantly retorted “1934” to which I said “told you he was a genius” but then he most unexpectedly followed that up with “it says it on this notice!”

Anyway, once the area had been cleared of cars and people then we were in, and the table erecting and unpacking commenced and pretty soon it was starting to look like a swapmeet.

The Event Itself

Having craftily done a bit of “shopping” on the Friday and then after a bit more before the doors opened to the Public on the Saturday, it was time



Mr .And Mrs. Blows Setting Up



Well He's Ready And Looking With It, Robert Campling



My Box Of Goodies

for me to help out on my host's table with my small box of resin goodies perching on the edge of the table and the overspill being very close by in a Tesco bag, well, every little helps, doesn't it?

We had a brilliant spot right next to the escalator which meant that if your name wasn't on the list we could push you back down it (only joking)!

But it was perfect for spotting "persons of interest" that I wanted to catch up with as soon as they arrived so unless they came in disguise or with a bag on their head there was no getting out of it for them!

Manic!

Err no, that shouldn't really be a heading that's just a very good way of describing the first hour or so of the event!



Here They Come!



What No Sales? Says Paul Leyshon

Where we were, we could see the queue for the escalator and it went on and on around the corner and even further, and the people just kept coming, coming and coming! Business was certainly brisk for all of the table holders in the first couple of hours.

Except for me to be honest but then slowly but surely people started to look at my stuff and buy the odd thing, but as usual you actually sell what you didn't really expect to sell sometimes and not sell what you actually think will sell, but at the end of the day I think the Saturday was maybe the best ever Saturday so far for the majority of the traders, if not all of them?

But once it got to the Sunday, then it was a **TOTALLY** different story as there wasn't even a queue almost but the best way to describe it was "slow and steady" but what do you expect, it's a **SUNDAY**! Although for sure it was busier than last year. ➡➡



The Swapmeet Area

Some of our club guys had actually gone for breakfast first and then come to the event but they still found what they wanted and thoroughly enjoyed it also.

I was also amazed to see an old friend called Gordon Fowell travelling up the escalator, and he used to be heavily into HO racing back in the '90s and had previously used our old club track at the Harry Mitchell Centre to lay their HO track on several times for race meetings which is how we originally became friends and it turned out that he had tracked us down on the www and had learnt of the event and so decided to come along and say hello and ask if he could join our club. So how about that then? It's just yet another reason why this event/ hobby is so good! Right, enough about me and the swapmeet, let's go and see what else was there then.

Scalextric

Event sponsor "Scalextric" were there demonstrating the newly launched "ARC AIR" system with a simple but effective track that anyone could have a go on.



Impressive Setup Frm Scalextric

NSCC

Apparently, they'd found a box of old T-shirts somewhere so there were lots being given away so that was a nice touch and a very good way of promoting the Club as well. The carrier bag idea is a good one also as you need something to put everything that you buy into as well, don't you?

The Club was also in charge of the Lucky 7 Porsche challenge over the weekend, and this proved to be very popular with all ages, the prize being a very limited Porsche tampo printed with the slot Car Festival logo and competition detail.



Nssc Chairman Martin Baines Arriving At The Venue



Treasurer ,Shaun and Editor, Jeremy Hard At Work

Drag Racing

There were some very nice 1/24 Hot Rod drag cars on display on this one and boy were they quick!



Waiting For The Off



Nicely Detailed Drag Car

Slot Rally Stages

As usual there was a small selection of rally stages for people to have a play on together with one that was still under construction and that had been brought over for the event by SCM regular contributor Hub Habets and incorporated those absolutely marvellous “English Buildings” that we showed you last month in the Festival preview you may remember?



Rally Tracks All Of Which You Could Drive!



Gaugemaster/ Slot.it/ Policar/ Thunderslot/ Etc.



Terry, Giovanni and Maurizio

In the Gaugemaster tent I found Terry Smith, Maurizio, Andi and Giovanni from the above brands at various times during the event⇒⇒



Andi Listening To His Customers



A Taster Of Things To Come!



together with some of the latest models that are due to be released etc. in the coming months.

Slot Track Scenics

Once again, David and Guy Jessett were there with their absolutely stunning "Silverstone" Digital layout that has now been fully



Stunning Pit Lane



Guy Demonstrating The Internal Detail



Pretty Impressive Internal Detailing

landscaped and included this rather nice press area that Guy has designed and fully assembled so that it slots in “millimetre perfectly” and without any of the figures standing a chance of ever falling over.



Hello Greg – Fancy Seeing You There ! And I Also Caught Guy Hiding At One Point So That He Could Eat His Lunch!



They also had some of their new products and innovations on display as well including the “kerb edgings with raised rumble strips” for instance, together with the “modular track panels” that are ideal for people with non-permanent circuits at home etc. but who still want to be able to create a realistic looking track very easily and then be able to pack it all away again when required.

Italian Job Stunt Display And “Double Decker” Slotcars!



Surely The Most Famous Bus Ever?

As well as the Chase Cars Italian Job bus then there was also this one where the three Minis were driven into the back of the coach one at a time just like in the film and they also had these “double decker” vehicles out as well which are just a bit different, to say the least, aren’t they?⇒⇒



A Top Gear Concept in 1/32nd



How To Drive Them!



Ah, Should Have Watched Where I Was Going In The Monster Truck The Other Day, Shouldn't I?

Minic Motorways Displays

This one was a blast from the past as my old mate "Toyshop Alan" loves this stuff so I've



Minic Motorway, Still Going Strong



included this one to hopefully bring back some very nice memories of how it was in the "good old days" and it was great to see all of these cars being used as well, see how many iconic cars of the '60's you can spot here, including the old Route Master London buses for a start, together with coaches as well.

Slot Car Conversions

Or Martin De'Ath as I know him! If you've got an old mobile phone or the odd no longer required shoe etc. then this is the man who can turn it into a slot car for you.



Martin De'Ath



Martin's Track And His Creations

I particularly liked all of these Captain Scarlet ones as I grew up in that era, and they also fit in rather well with Gareth from Chase Cars latest UFO cars as we reported on last month.

Chase Cars

And speaking of Gareth, then here is the completed CCBB (sorry, but it saves my typing!)



Gareth Of Chase Cars



and rather good it looks too I thought, a credit to the original.



Baja Bug Resin Casting

I also liked the Baja Bug which you can see here together with the pink (it's actually a dye that's added to the catalyst so that you can tell that it's mixed up properly) silicone rubber mould as that's how you make them and I totally forgot that if I'd asked then Gareth would have let me have a go with the Italian job coach. ⇨⇨



Why Do I Feel Like Singing, "The Self Preservation Society?"

HO Tracks

In this room there was a very healthy showing of Matchbox Powertracks as you can see here, as well as other HO cars and layouts.



Matchbox Was Very Prolific At The Festival And Represented All We Remember About HO From Our Youth



1/43 Tracks


In this room, I actually got to see the 1/43 BMW Mini Pickup that I'd recently seen on Slotforum and was the inspiration behind my version of it, but in 1/32 scale, and believe it or not Lloyd and Erik were as equally impressed with mine as I was with their one as it had been built by a chap called Peter Pfister and had been sent over for this event especially and so I couldn't resist taking a photo or two of them side by side.

Oh, by the way, the metallic green/blue one with the silver stripes is one of my castings of it once it's been painted up, so the next step is to attach the chassis to the body and get it running.

I also liked these 1/43 "proper" Minis as well, but at present it seems that this is a forgotten scale almost in terms of race series from what they were telling me, but this scale is clearly well and truly alive in real terms as you can see here with this hill climb for a start.



Anyone Fancy A Mini Pick Up?



Hill Climb Track In 1/43 Scale

Wrenn 152 Display

Upon entering this room then I was very enthusiastically received by Nigel who was convinced that we had met in the past which somewhat embarrassed me to be honest as my memory must not quite be what it should be then as I thought I'd never met him ever before.



Wrenn 152 Minature Perfection Possibly?

But I do remember that everyone is saying the same thing about these cars in that how exquisite they are, small yes, but also perfectly formed, and they ran so nicely around the track that you could have watched them for hours.

Truspeed Controllers

It was great to see Steve Hills again, even though I only managed about two minutes with him but it was very pleasing when he showed me how he had incorporated my "design suggestion" into his latest controller design re using a socket to plug the lead into the controller so that you could tailor the length of the lead to that which is required as and when you need to.



Steve Hills Demonstrating His Latest Cotroller

RS Slot Racing

As well as his "usual" range of Ortmann tyres etc. Colin (on the left here, and pictured with Mr. Turner) has been expanding into resin kits⇒⇒



Just considering My Offer For A Kit?



Colin's Latest Kit, The LotusElite

of classic British sports cars with the AC ACE being the first two (i.e. road and competition cars) and this rather nice Lotus Elite being the third offering in the range. Take a look at how Colin has even gone to the lengths of getting cast metal bumpers etc. for it, I just hope that I can do it justice when I eventually get around to building it!

Olifer 3D Printing



3D Printed Chassis For Sale

This is just one company that is offering 3D printed chassis to all of the serious racers out there, and it's great to see how modern technology is being used to improve many forms of our hobby more and more.

GP Miniatures

Having watched "the other Graham P." start to build his track at the 11th hour then after much toiling then he managed to get it all to the show just in time for everyone to see it.



Lovely Built Aston Martins, Pity The Kits Are No Longer Available

It might be a bit basic, but overall it did the job very well I thought, and provided an excellent means to display the latest additions to his clever range of foamboard buildings that he launched last year.

You can also see some of his fantastic Aston Martins which have got to be some of the best looking car builds that I have ever seen and how I wish that I could paint and build cars like that!



Just A Few Of George Turner's Ever Increasing Range!

George Turner News

Of course no Slotcar event is complete without George, who had his usual fine display of kits for sale.

In particular his “trucks” were available in the guise of a tow truck and a tanker, in two classic liveries.

He of course also had a few up and coming kits in various stages of development on show, watch out for the flat bed truck!



Some Real Cars And Their 1/32 Equivalents

Oh yeah, it's also a car museum! Not that I ever have time to go around it but I did sneak in for two minutes to get these pictures of what a real 1:1 car shop might look like if it followed the theme of a toyshop with these rather nice sports cars stacked on the shelf but without their box lids on, and until very recently I used to own a black Midget that was exactly the same as this one. ➡➔



Pre-wing Jaguar v The Real One

And Finally

If you're still not convinced that it was a great event, then I'll leave you with Roger Barker's comments after I spoke to him:

Hi Graham,

*Firstly, thank you for getting stuck in and helping out!
As for thoughts, well, here goes!*

*UK Slot Festival 7, this year was for me the best ever.
The original concept all those years ago was to bring all
facets of the hobby together and I believe that there was
significant evidence of that this year.*

*Hornby were a very significant presence, not to
mention Rafael Barrios from Fly Car Model making his
first visit to announce new product. I spoke to him briefly
and he was absolutely "blown away" with the event.*

He had no idea how big the event actually was.

*Brad Blohm had also made the trip over with the US
Professor Motor products. Another first for the show,
generating interest over the pond also!*

*There were significant firsts on the exhibition front,
not least the wonderful operating Wrenn set, which
perfectly complemented the Minic Motorway and other
HO and 1/43 layouts.*

*The traders I managed to speak to all spoke of brisk
trading in a packed, and dare I say once again, a fully
booked retail area.*

*In all of this, the whole thing would not work without
the goodwill of those who bring tracks and exhibits for the
public to see, and last but not least, the incredible amount
of work the organising four put in to pull this event
together.*

I must say a very big "Thank You" to all of you.

Regards,

Roger Barker

So that's it, I'd also like to say a very big
"Thank You" to Roger, Sean, Mark and Julie for
organising yet another brilliant slotcar event for
us all to enjoy once again, and let's all look
forward to the next one.

So, what's coming next from the "fab four"
then? Well first we have the UK Festive Slot Car
Market 2017 on Sunday 3rd December 2017 at
the Coventry Transport Museum and this is
followed again by the UK Slot Car Festival in
2018, which is one week later than this year
being the 19th and 20th May 2018. So, put the
dates in your diary now and make sure you get
there! ■

So Q is for Quantek and Quantum. Originally made by Vopard Enterprises from 1977, Quantek in the USA continued manufacture of their Volcano sports car into the 1980's. The car had two seats, no doors and was based upon a VW Beetle chassis, or Quantek could supply a chassis too. A four seat version was also available.

Quantum announced their fibreglass and Kevlar monocoque four seat coupé in 1988, utilising Ford Fiesta components. The top speed was claimed to be 140mph when fitted with the Fiesta turbo engine, with 0-60mph in six seconds. Presumably Graham Pritchard couldn't have been going that fast in his Quantum when this photo was taken though, or it would have blown his cap off!



There had previously been a Quantum sold through Saab dealers in the USA from 1962 to 1963, which was a re-bodied and shortened Saab that must have been slower than Graham's Quantum, as it only had a three cylinder 841cc engine which achieved 50bhp.

We could see how slotcar versions of the above manufacturer's vehicles are doing on eBay, but there aren't any. Full size kit cars were



given registration numbers beginning with a Q, and I think one of my near neighbours must have been inspired by Graham Pritchard's Rat Rod slotcars, as he appears to be building this full size version on his drive.

The most famous Q, apart from Her Majesty of course, must be James Bond's quartermaster, Major Boothroyd. In tribute then to both dear departed actors Desmond Llewelyn and Sir Roger Moore, let's have a James Bond eBay Slot Car Top Ten:

1. Scalextric 1960's James Bond Set £1,450.00 (112372730842).
2. Scalextric 1960's James Bond Cars only £1,199.00 (292109392165).
3. Gilbert HO 1960's James Bond Set, undisclosed offer above £646.66 (382075676208).
4. Scalextric 1960's James Bond Villain's Mercedes only £299.00 (361916804402). ➡➡



5. Scalextric 1960's James Bond Set Box & Instructions only, undisclosed offer above £273.87 (182520628921).

6. Scalextric Digital set with James Bond Spectre Cars £259.95 (401027888902).

7. Scalextric 1960's James Bond Set Box and Track only £225.00 (391736668413).

8. Carrera Evolution James Bond Goldfinger Set £189.20 (122411177163).

9. Gilbert HO Red & Blue James Bond Mustangs on Aurora Chassis, undisclosed offer above £138.97 (232278532851).

10. Scalextric James Bond Spectre Set £138.97 (391592309448).

This is interesting, so let's carry on:

11. Gilbert HO 1960's Red James Bond Aston Martin £126.26 (302292801307).

12. Scalextric Goldfinger Aston Martin £95.00 (262886680306).



13. Scalextric Quantum of Solace Set £87.60 (172613912577).

14. Scalextric SuperSlot Quantum of Solace Aston Martin & Alfa Romeo Twin Car set £86.36 (222446189501).

15. Scalextric Skyfall Aston Martin & Range Rover Twin Car Set £85.00 (122384386553).

16. Strombecker James Bond Aston Martin Kit £78.76 (222471377904).

17. Scalextric Quantum of Solace Digital Set plus two Audi TT Cars £72.50 (142368695093).

18. Scalextric Goldfinger/Casino Royale Set with six cars £72.29 (201859357093).

19. Scalextric Skyfall Set £72.00 (232278666031).

20. Carrera Goldfinger Aston Martin £69.99 (401286704173).

As James Bond himself goes on and on, like Dr.



Who, let's continue even further:

21. Gilbert HO Blue James Bond Mustang £69.70 (302292802223).

22. Carrera Evolution Thunderball Mustang £69.46 (251998120737).

23. Scalextric Goldeneye Aston Martin £69.46 (112252812598).

24. Scalextric Goldfinger Aston Martin (latest release in smaller box) £62.00 (192122283075).



25. Carrera Goldfinger Mustang undisclosed offer over £57.00 (332165772619).

26. Scalextric Casino Royale Aston Martin £51.00 (222408529881).

27. Carrera Go! 1/43 Casino Royale Set £50.00 (252805394809).

28. Scalextric Goldfinger/Casino Royale Cars Only £50.00 (172613605410).





29. Airfix 1/24 Static James Bond Aston Martin part built kit £46.99 (112332682139).
 30. Scalextric Skyfall Set Cars only £45.00 (122461191985).

Good to see Airfix, Carrera, Gilbert, and Strombecker sitting pretty amongst all the Scalextric versions.

Monthly eBay Top Ten

1. Cox 1/24 Chaparral 2E with Mag Frame £1,892.62 (262965204648).
2. Scalextric "SL16" Jadlam Digital Set with 6 Cars £1,649.95 (400857844543).
3. Scalextric 1960's James Bond Cars only £1,199.00 (292109392165).
4. Aurora HO 111 Nascar Cars Collection £1,014.21 (222494270984).
5. Cox and Russkit 1/24 and 1/32 10 Cars Collection £894.55 (382055981379).
6. Aurora AFX HO 18 Cars Collection in Display Case £845.89 (122475847727).
7. Aurora AFX HO 18 Trucks and Vans Collection in Display Case £845.89 (122478507261).
8. Aurora HO White VW Beetle Bodyshell only £799.54 (382057885051).
9. Scalextric "SL8" Jadlam Digital Set with 4 Cars £739.95 (400857951441).
10. Gilbert HO 1960's James Bond Set, undisclosed offer above £646.66 (382075676208).

There seems to be an abundance of Aurora HO cars in this month's Top Ten, while Jadlam seem to be selling a few of their digital sets. Is it me, or do some of their track layouts look more like Spaghetti Junction than a race track?

The vintage Aurora white VW Beetle bodyshell is still sealed in pack with its bumpers. Surprisingly, perhaps, it is not Herbie, but a

different livery featuring red flowers, presumably dating back to when Flower Power was in full swing.

Foscombe Racing

I was privileged this month, to be allowed a private viewing of the Foscombe Racing workshop. I was lured there by my friend, with the promise that they had got one of James Hunt's racing cars.



Apparently this was one of the last cars James drove before moving to McLaren.



Alongside James's car was a rather nice GTD, while one of Ayrton Senna's cars was being rebuilt. Although one of my favourites is the Cobra Daytona replica though. Almost as nice as my Strombecker version. ➡➡





Also rather nice, is the original Lotus Cortina. Almost out staged by the Ford Capri.

Thanks to Foscombe Racing's mechanic Dave for giving me permission to take these pictures and feature them in our Journal.



I thought the green car was a BRM, but I think Dave said it was a Lola, upon which the later Ford GT40s were based.



Holy Racing

Church commitments have prevented me from attending one or two race evenings at Bearwood Scalextric Club recently, allowing Dave Parish to sneak ahead of me in the championship (at least that's my excuse!), but I didn't feel too bad when I spotted the Pope's livery on a slotcar that sold on eBay. It appears Fly made a special edition of their Ferrari 250 GTO, in a presentation box featuring Pope Benedict XVI. The white model on eBay with a coat of arms on the bonnet sold for £230.99 back in March after 11 bids (371886542192). A nice stable mate could be The Saint's Volvo, as driven by Roger Moore, if we can persuade a manufacturer to produce one, as suggested by John Eaglesfield on our NSCC Facebook page. ■